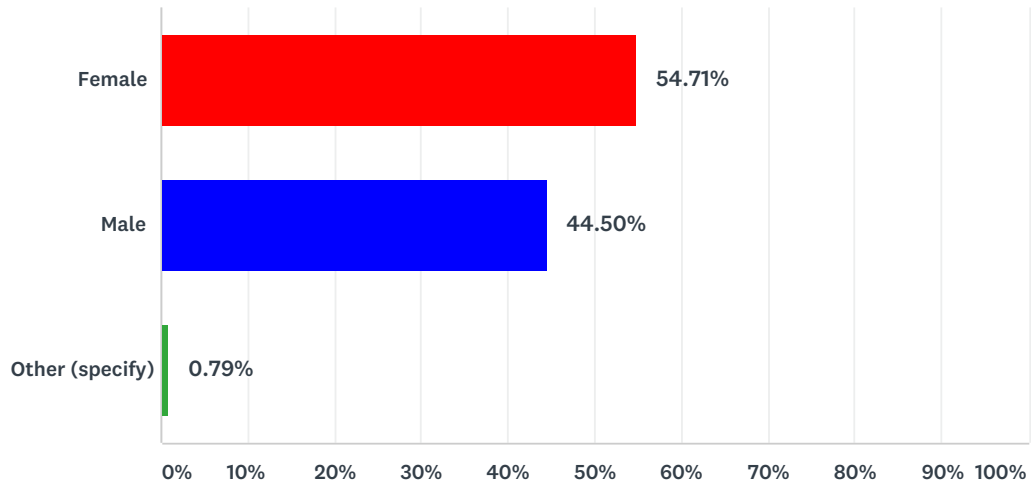


Q2 What is your gender?

Answered: 382 Skipped: 4

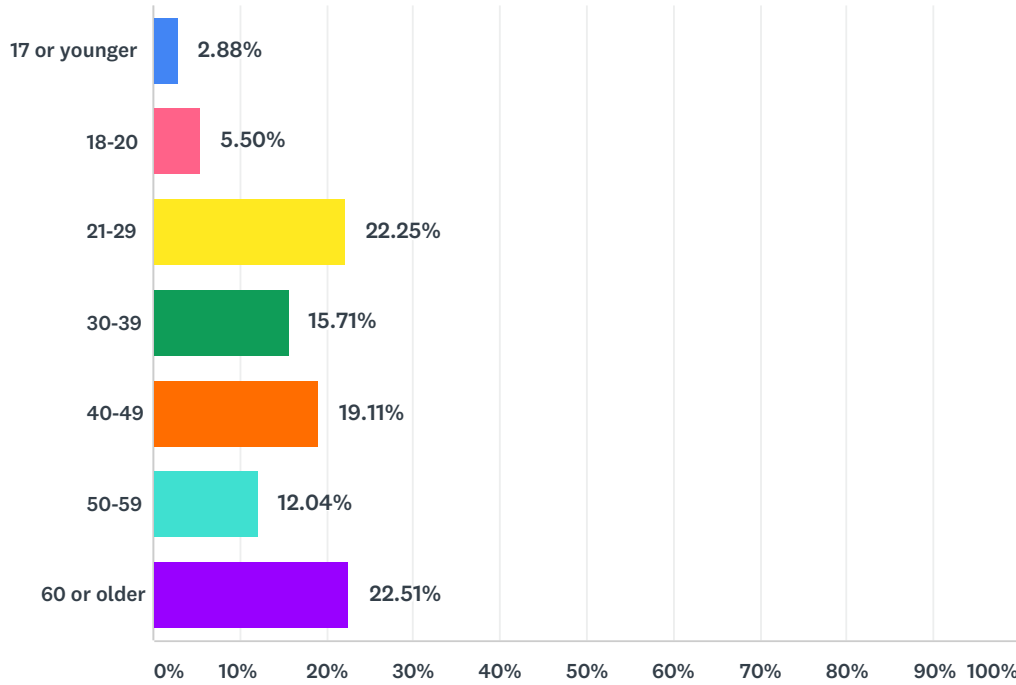


ANSWER CHOICES	RESPONSES
Female	54.71% 209
Male	44.50% 170
Other (specify)	0.79% 3
TOTAL	382

#	OTHER (SPECIFY)	DATE
1	Neutrois	8/14/2018 12:57 PM
2	Drag Queen	8/13/2018 9:26 PM
3	Potato sexual (specifically fries :)	8/13/2018 9:24 PM

Q3 What is your age?


Answered: 382 Skipped: 4



ANSWER CHOICES	RESPONSES	
17 or younger	2.88%	11
18-20	5.50%	21
21-29	22.25%	85
30-39	15.71%	60
40-49	19.11%	73
50-59	12.04%	46
60 or older	22.51%	86
TOTAL		382

Q4 What country do you currently live in?

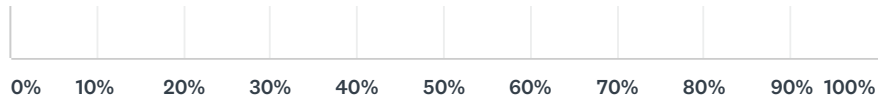
Answered: 381 Skipped: 5



Starting a Personal Growth Journey Survey

Poland	0.26%
France	0.26%
The Netherlands	0.26%
Malta	0.26%
Philippines	0.26%
Portugal	0.26%
Slovenia	0.26%
Finland	0.26%
Brazil	0.26%
Italy	0.26%
England	0.26%
Barbados	0.26%
Lebanon	0.26%

Starting a Personal Growth Journey Survey

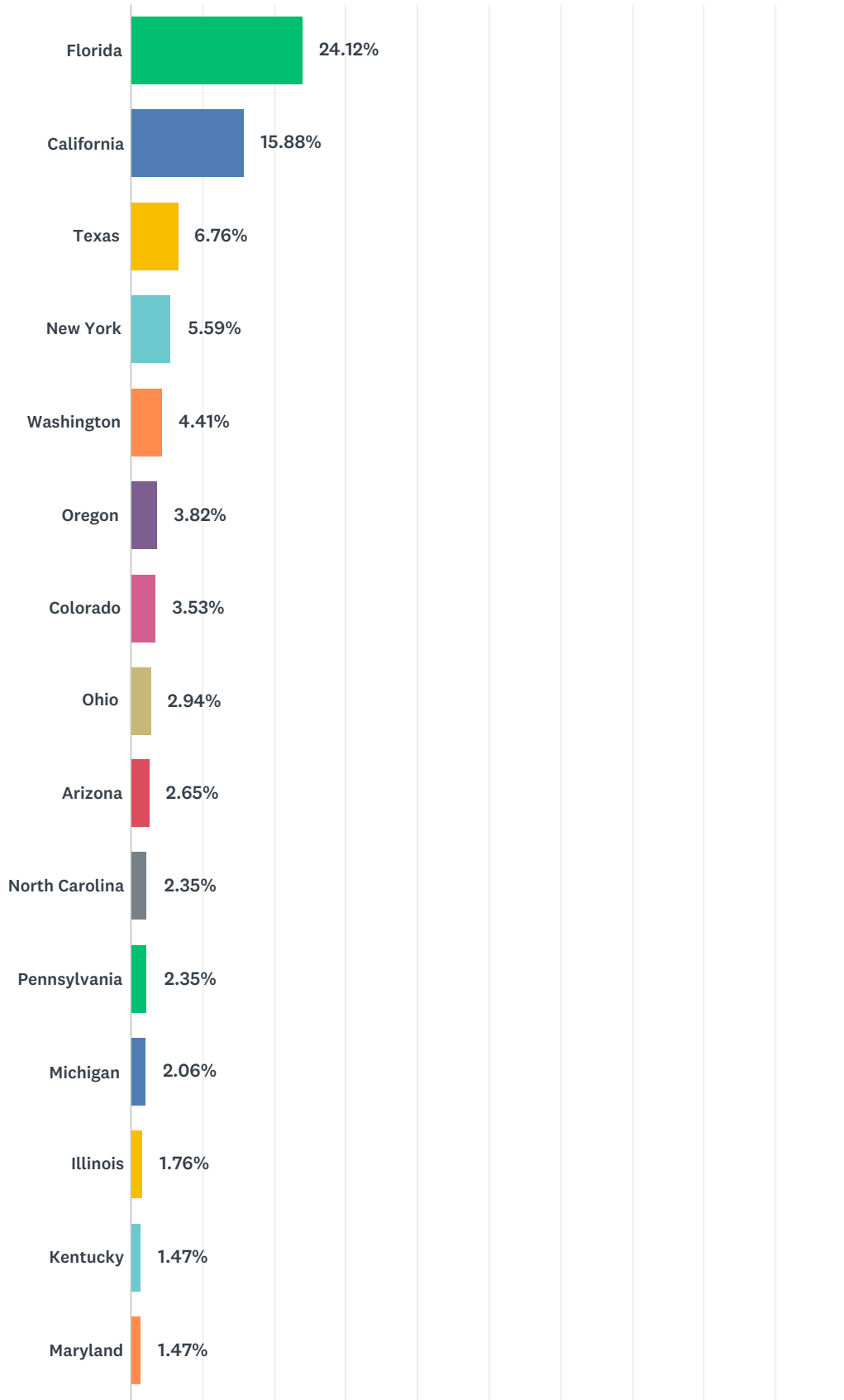


ANSWER CHOICES	RESPONSES	
United States	89.24%	340
Canada	2.10%	8
Costa Rica	1.31%	5
India	0.52%	2
United Kingdom	0.52%	2
Kenya	0.52%	2
Saudi Arabia	0.52%	2
Germany	0.52%	2
Australia	0.52%	2
Thailand	0.26%	1
Morocco	0.26%	1
Mexico	0.26%	1
Poland	0.26%	1
France	0.26%	1
The Netherlands	0.26%	1
Malta	0.26%	1
Philippines	0.26%	1
Portugal	0.26%	1
Slovenia	0.26%	1
Finland	0.26%	1
Brazil	0.26%	1
Italy	0.26%	1
England	0.26%	1
Barbados	0.26%	1
Lebanon	0.26%	1
TOTAL		381

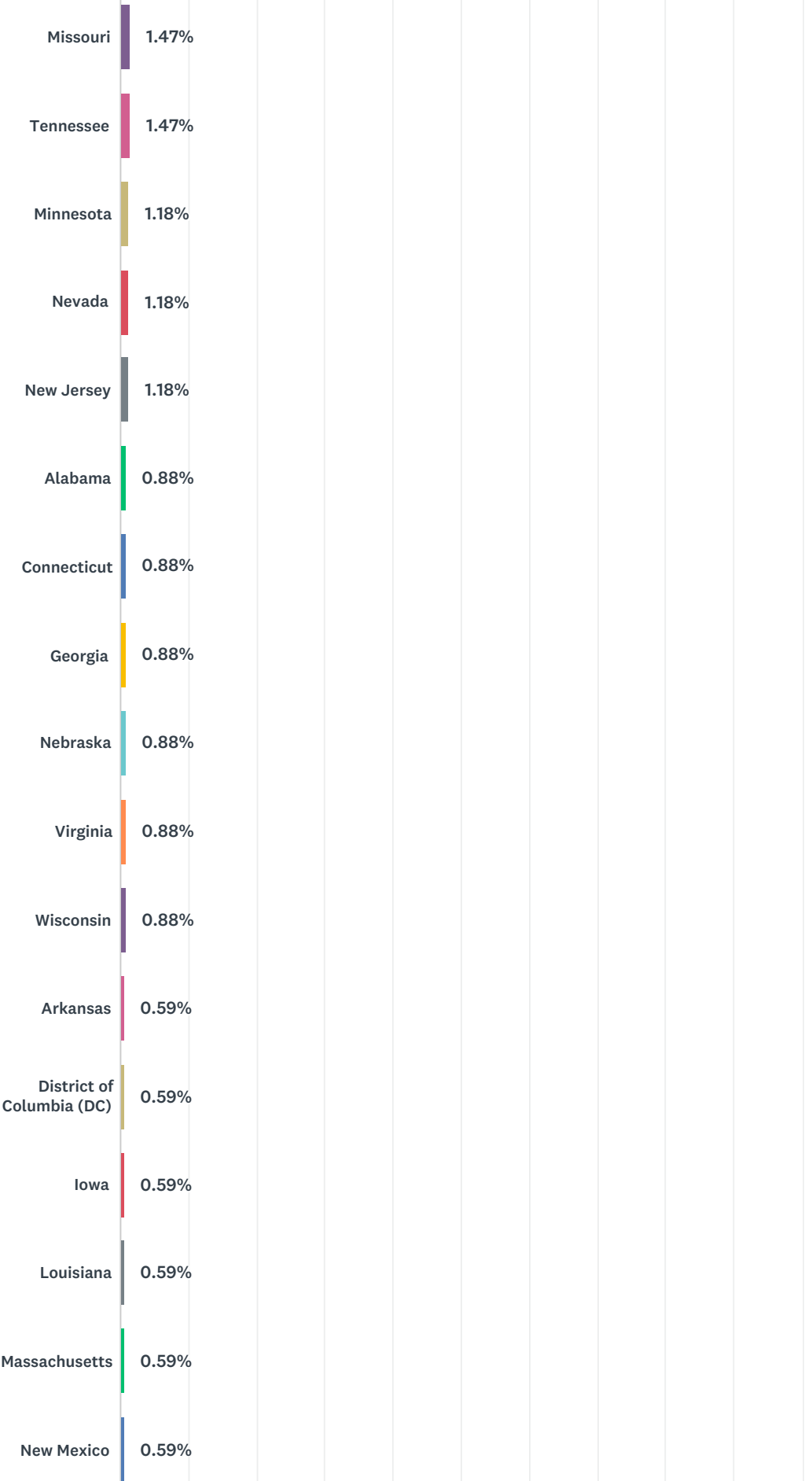
#	OTHER (PLEASE SPECIFY)	DATE
	There are no responses.	

Q6 What state do you currently live in?

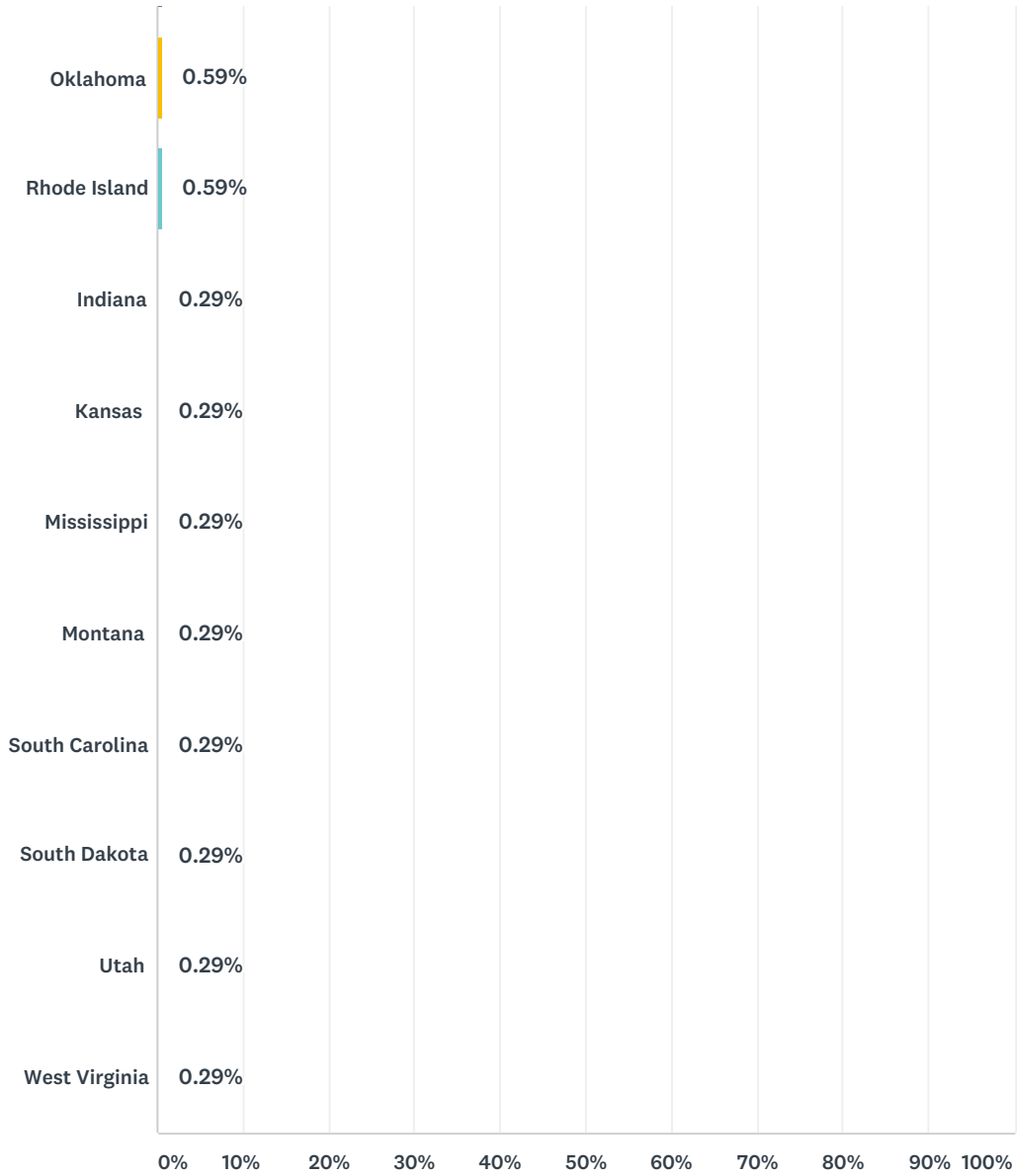
Answered: 340 Skipped: 46



Starting a Personal Growth Journey Survey



Starting a Personal Growth Journey Survey



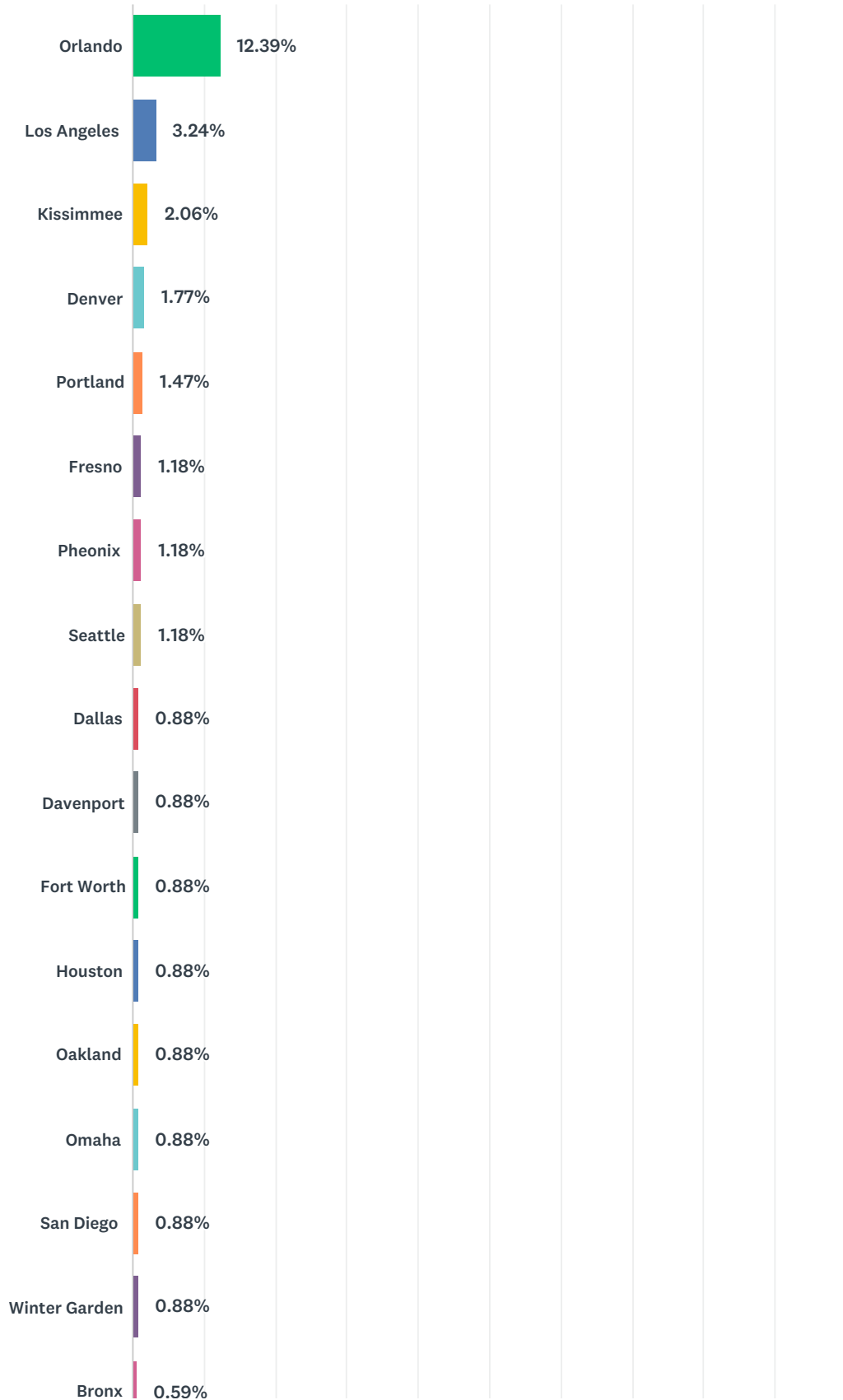
ANSWER CHOICES	RESPONSES	
Florida	24.12%	82
California	15.88%	54
Texas	6.76%	23
New York	5.59%	19
Washington	4.41%	15
Oregon	3.82%	13
Colorado	3.53%	12
Ohio	2.94%	10
Arizona	2.65%	9
North Carolina	2.35%	8
Pennsylvania	2.35%	8

Starting a Personal Growth Journey Survey

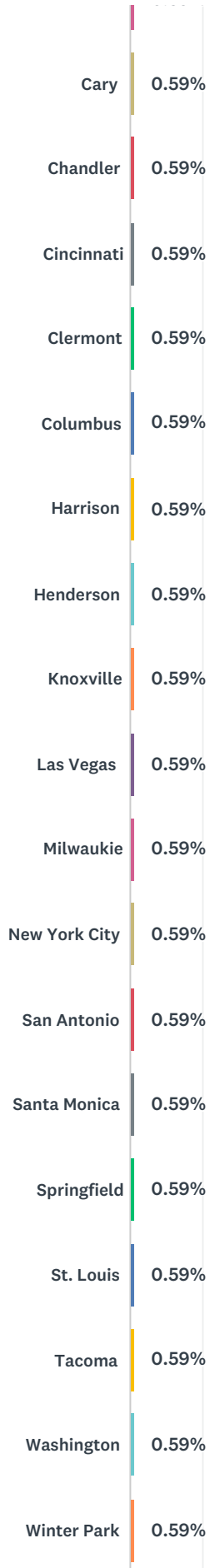
Michigan	2.06%	7
Illinois	1.76%	6
Kentucky	1.47%	5
Maryland	1.47%	5
Missouri	1.47%	5
Tennessee	1.47%	5
Minnesota	1.18%	4
Nevada	1.18%	4
New Jersey	1.18%	4
Alabama	0.88%	3
Connecticut	0.88%	3
Georgia	0.88%	3
Nebraska	0.88%	3
Virginia	0.88%	3
Wisconsin	0.88%	3
Arkansas	0.59%	2
District of Columbia (DC)	0.59%	2
Iowa	0.59%	2
Louisiana	0.59%	2
Massachusetts	0.59%	2
New Mexico	0.59%	2
Oklahoma	0.59%	2
Rhode Island	0.59%	2
Indiana	0.29%	1
Kansas	0.29%	1
Mississippi	0.29%	1
Montana	0.29%	1
South Carolina	0.29%	1
South Dakota	0.29%	1
Utah	0.29%	1
West Virginia	0.29%	1
TOTAL		340

Q7 What city do you currently live in?

Answered: 339 Skipped: 47



Starting a Personal Growth Journey Survey



Starting a Personal Growth Journey Survey

Albuquerque	0.29%
Alliance	0.29%
Altoona	0.29%
Arlington	0.29%
Astoria	0.29%
Aurora	0.29%
Austin	0.29%
Baltimore	0.29%
Bardwell	0.29%
Bay City	0.29%
Bay Shore	0.29%
Belle Fourche	0.29%
Bellflower	0.29%
Belvedere	0.29%
Benicia	0.29%
Berlin	0.29%
Biloxi	0.29%
Binghamton	0.29%

Starting a Personal Growth Journey Survey

Birmingham	0.29%
Blaine	0.29%
Blanchard	0.29%
Bloomington	0.29%
Bonsall	0.29%
Boston	0.29%
Bozeman	0.29%
Bozrah	0.29%
Brooklyn	0.29%
Brooksville	0.29%
Burbank	0.29%
Butner	0.29%
Campbell	0.29%
Celebration	0.29%
Centereach	0.29%
Charleston	0.29%
Chicago	0.29%
Clyde	0.29%
Coffeyville	0.29%

Starting a Personal Growth Journey Survey

Commack	0.29%
Concord	0.29%
Coos Bay	0.29%
Coronado	0.29%
Cottage Grove	0.29%
Covington	0.29%
Crestwood	0.29%
Cupertino	0.29%
Dayton	0.29%
Dearborn Heights	0.29%
Decatur	0.29%
Detroit	0.29%
Driftwood	0.29%
Edmonds	0.29%
Englewood	0.29%
Erie	0.29%
Eugene	0.29%
Everett	0.29%

Starting a Personal Growth Journey Survey

Fairburn	0.29%
Fairfield	0.29%
Federal Way	0.29%
Fort Lauderdale	0.29%
Glendora	0.29%
Grand Rapids	0.29%
Grants	0.29%
Greensboro	0.29%
Hagerstown	0.29%
Haines City	0.29%
Hamilton	0.29%
Harrisburg	0.29%
Hayward	0.29%
Hendersonville	0.29%
Hinsdale	0.29%
Hoffman Estates	0.29%
Hollister	0.29%
Holly Springs	0.29%
Howard City	0.29%

Starting a Personal Growth Journey Survey

Howards Grove	0.29%
Indianapolis	0.29%
Inkster	0.29%
Irvine	0.29%
Islip	0.29%
Jacksonville	0.29%
Kodak	0.29%
La Crescenta	0.29%
La Mesa	0.29%
Lake Charles	0.29%
Lake Oswego	0.29%
Lakewood	0.29%
Lenox	0.29%
Liberty Center	0.29%
Lipan	0.29%
Littleton	0.29%
Lodi	0.29%
Longview	0.29%

Starting a Personal Growth Journey Survey

Longwood	0.29%
Louisville	0.29%
Madera	0.29%
Mahopac	0.29%
Maitland	0.29%
Martinez	0.29%
Melbourne	0.29%
Menlo Park	0.29%
Mesa	0.29%
Miami	0.29%
Middleberg	0.29%
Monrovia	0.29%
Montgomery	0.29%
Mount Laurel	0.29%
Mountain View	0.29%
Nacogdoches	0.29%
New Virginia	0.29%
Newberg	0.29%
Newman	0.29%

Starting a Personal Growth Journey Survey

North Smithfield	0.29%
O'Fallon	0.29%
Ocala	0.29%
Ocoee	0.29%
Ogilvie	0.29%
Olympia	0.29%
Oregon City	0.29%
Paducah	0.29%
Pahrump	0.29%
Palmdale	0.29%
Parker	0.29%
Pawhuska	0.29%
Pearland	0.29%
Pembine	0.29%
Pembroke Pines	0.29%
Perry Hall	0.29%
Philadelphia	0.29%
Pine Plains	0.29%

Starting a Personal Growth Journey Survey

Salem	0.29%
Salisbury	0.29%
San Francisco	0.29%
San Jose	0.29%
San Mateo	0.29%
Satellite Beach	0.29%
Sayre	0.29%
Sherman Oaks	0.29%
Signal Hill	0.29%
Sioux City	0.29%
Slidell	0.29%
Snohomish	0.29%
Somerset	0.29%
Sorrento	0.29%
Spartanburg	0.29%
Spicer	0.29%
Spring Hill	0.29%
St. Joseph	0.29%
Stafford	0.29%

Starting a Personal Growth Journey Survey



ANSWER CHOICES	RESPONSES	
Orlando	12.39%	42
Los Angeles	3.24%	11
Kissimmee	2.06%	7
Denver	1.77%	6
Portland	1.47%	5
Fresno	1.18%	4
Pheonix	1.18%	4
Seattle	1.18%	4
Dallas	0.88%	3
Davenport	0.88%	3
Fort Worth	0.88%	3
Houston	0.88%	3
Oakland	0.88%	3

Starting a Personal Growth Journey Survey

Omaha	0.88%	3
San Diego	0.88%	3
Winter Garden	0.88%	3
Bronx	0.59%	2
Cary	0.59%	2
Chandler	0.59%	2
Cincinnati	0.59%	2
Clermont	0.59%	2
Columbus	0.59%	2
Harrison	0.59%	2
Henderson	0.59%	2
Knoxville	0.59%	2
Las Vegas	0.59%	2
Milwaukie	0.59%	2
New York City	0.59%	2
San Antonio	0.59%	2
Santa Monica	0.59%	2
Springfield	0.59%	2
St. Louis	0.59%	2
Tacoma	0.59%	2
Washington	0.59%	2
Winter Park	0.59%	2
Albuquerque	0.29%	1
Alliance	0.29%	1
Altoona	0.29%	1
Arlington	0.29%	1
Astoria	0.29%	1
Aurora	0.29%	1
Austin	0.29%	1
Baltimore	0.29%	1
Bardwell	0.29%	1
Bay City	0.29%	1
Bay Shore	0.29%	1
Belle Fourche	0.29%	1
Bellflower	0.29%	1

Starting a Personal Growth Journey Survey

Belvedere	0.29%	1
Benicia	0.29%	1
Berlin	0.29%	1
Biloxi	0.29%	1
Binghamton	0.29%	1
Birmingham	0.29%	1
Blaine	0.29%	1
Blanchard	0.29%	1
Bloomington	0.29%	1
Bonsall	0.29%	1
Boston	0.29%	1
Bozeman	0.29%	1
Bozrah	0.29%	1
Brooklyn	0.29%	1
Brooksville	0.29%	1
Burbank	0.29%	1
Butner	0.29%	1
Campbell	0.29%	1
Celebration	0.29%	1
Centereach	0.29%	1
Charleston	0.29%	1
Chicago	0.29%	1
Clyde	0.29%	1
Coffeyville	0.29%	1
Commack	0.29%	1
Concord	0.29%	1
Coos Bay	0.29%	1
Coronado	0.29%	1
Cottage Grove	0.29%	1
Covington	0.29%	1
Crestwood	0.29%	1
Cupertino	0.29%	1
Dayton	0.29%	1
Dearborn Heights	0.29%	1
Decatur	0.29%	1

Starting a Personal Growth Journey Survey

Detroit	0.29%	1
Driftwood	0.29%	1
Edmonds	0.29%	1
Englewood	0.29%	1
Erie	0.29%	1
Eugene	0.29%	1
Everett	0.29%	1
Fairburn	0.29%	1
Fairfield	0.29%	1
Federal Way	0.29%	1
Fort Lauderdale	0.29%	1
Glendora	0.29%	1
Grand Rapids	0.29%	1
Grants	0.29%	1
Greensboro	0.29%	1
Hagerstown	0.29%	1
Haines City	0.29%	1
Hamilton	0.29%	1
Harrisburg	0.29%	1
Hayward	0.29%	1
Hendersonville	0.29%	1
Hinsdale	0.29%	1
Hoffman Estates	0.29%	1
Hollister	0.29%	1
Holly Springs	0.29%	1
Howard City	0.29%	1
Howards Grove	0.29%	1
Indianapolis	0.29%	1
Inkster	0.29%	1
Irvine	0.29%	1
Islip	0.29%	1
Jacksonville	0.29%	1
Kodak	0.29%	1
La Crescenta	0.29%	1

Starting a Personal Growth Journey Survey

La Mesa	0.29%	1
Lake Charles	0.29%	1
Lake Oswego	0.29%	1
Lakewood	0.29%	1
Lenox	0.29%	1
Liberty Center	0.29%	1
Lipan	0.29%	1
Littleton	0.29%	1
Lodi	0.29%	1
Longview	0.29%	1
Longwood	0.29%	1
Louisville	0.29%	1
Madera	0.29%	1
Mahopac	0.29%	1
Maitland	0.29%	1
Martinez	0.29%	1
Melbourne	0.29%	1
Menlo Park	0.29%	1
Mesa	0.29%	1
Miami	0.29%	1
Middleberg	0.29%	1
Monrovia	0.29%	1
Montgomery	0.29%	1
Mount Laurel	0.29%	1
Mountain View	0.29%	1
Nacogdoches	0.29%	1
New Virginia	0.29%	1
Newberg	0.29%	1
Newman	0.29%	1
North Smithfield	0.29%	1
O'Fallon	0.29%	1
Ocala	0.29%	1
Ocoee	0.29%	1
Ogilvie	0.29%	1

Starting a Personal Growth Journey Survey

Olympia	0.29%	1
Oregon City	0.29%	1
Paducah	0.29%	1
Pahrump	0.29%	1
Palmdale	0.29%	1
Parker	0.29%	1
Pawhuska	0.29%	1
Pearland	0.29%	1
Pembine	0.29%	1
Pembroke Pines	0.29%	1
Perry Hall	0.29%	1
Philadelphia	0.29%	1
Pine Plains	0.29%	1
Plano	0.29%	1
Poestenkill	0.29%	1
Port Orange	0.29%	1
Pullman	0.29%	1
Queens	0.29%	1
Redding	0.29%	1
Renton	0.29%	1
Reunion	0.29%	1
Richboro	0.29%	1
Richmond	0.29%	1
River Falls	0.29%	1
Rochester	0.29%	1
Rockbridge	0.29%	1
Rocklin	0.29%	1
Rosedale	0.29%	1
Roswell	0.29%	1
Ruskin	0.29%	1
Sacramento	0.29%	1
Salem	0.29%	1
Salisbury	0.29%	1
San Francisco	0.29%	1

Starting a Personal Growth Journey Survey

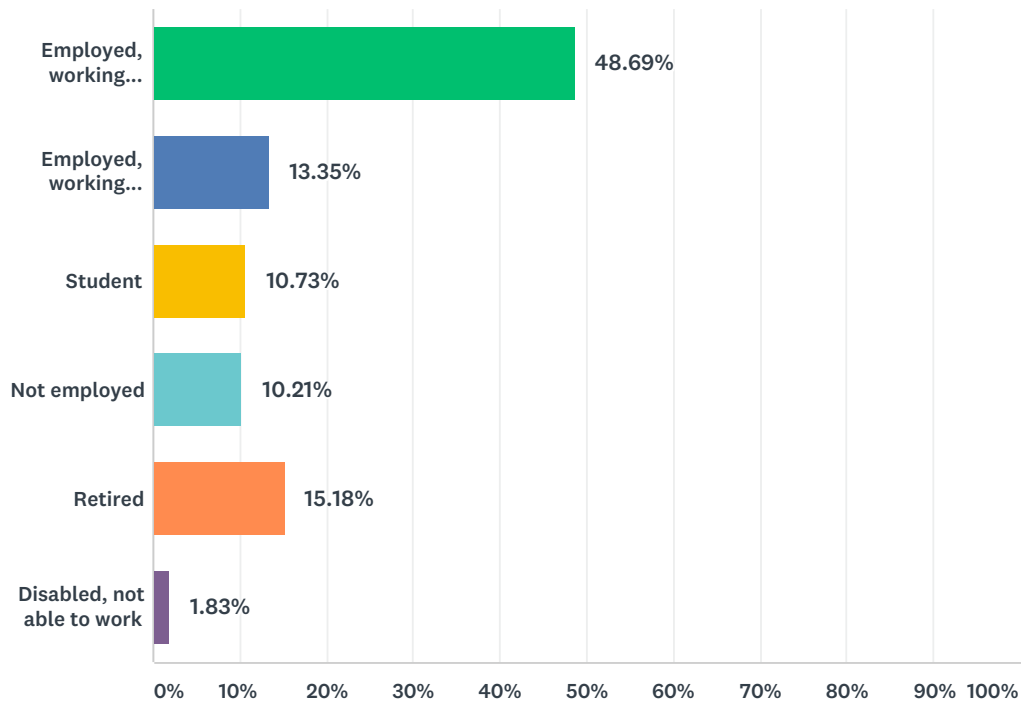
San Jose	0.29%	1
San Mateo	0.29%	1
Satellite Beach	0.29%	1
Sayre	0.29%	1
Sherman Oaks	0.29%	1
Signal Hill	0.29%	1
Sioux City	0.29%	1
Slidell	0.29%	1
Snohomish	0.29%	1
Somerset	0.29%	1
Sorrento	0.29%	1
Spartanburg	0.29%	1
Spicer	0.29%	1
Spring Hill	0.29%	1
St. Joseph	0.29%	1
Stafford	0.29%	1
Stone Mountain	0.29%	1
Suisun	0.29%	1
Tallahassee	0.29%	1
Tampa	0.29%	1
Tavares	0.29%	1
Tempe	0.29%	1
Tipp City	0.29%	1
Trenton	0.29%	1
Union City	0.29%	1
Van Nuys	0.29%	1
Vilonia	0.29%	1
Virginia Beach	0.29%	1
Waco	0.29%	1
Waterford	0.29%	1
Wendell	0.29%	1
West Palm Beach	0.29%	1
West Park	0.29%	1
West Valley City	0.29%	1
Westminister	0.29%	1

Starting a Personal Growth Journey Survey

White Plains	0.29%	1
Whitney Point	0.29%	1
Whittier	0.29%	1
Wilkes-Barre	0.29%	1
Williamsburg	0.29%	1
Windermere	0.29%	1
Winnie	0.29%	1
Yadkinville	0.29%	1
York	0.29%	1
TOTAL		339

Q8 Which of the following categories best describes your employment status?

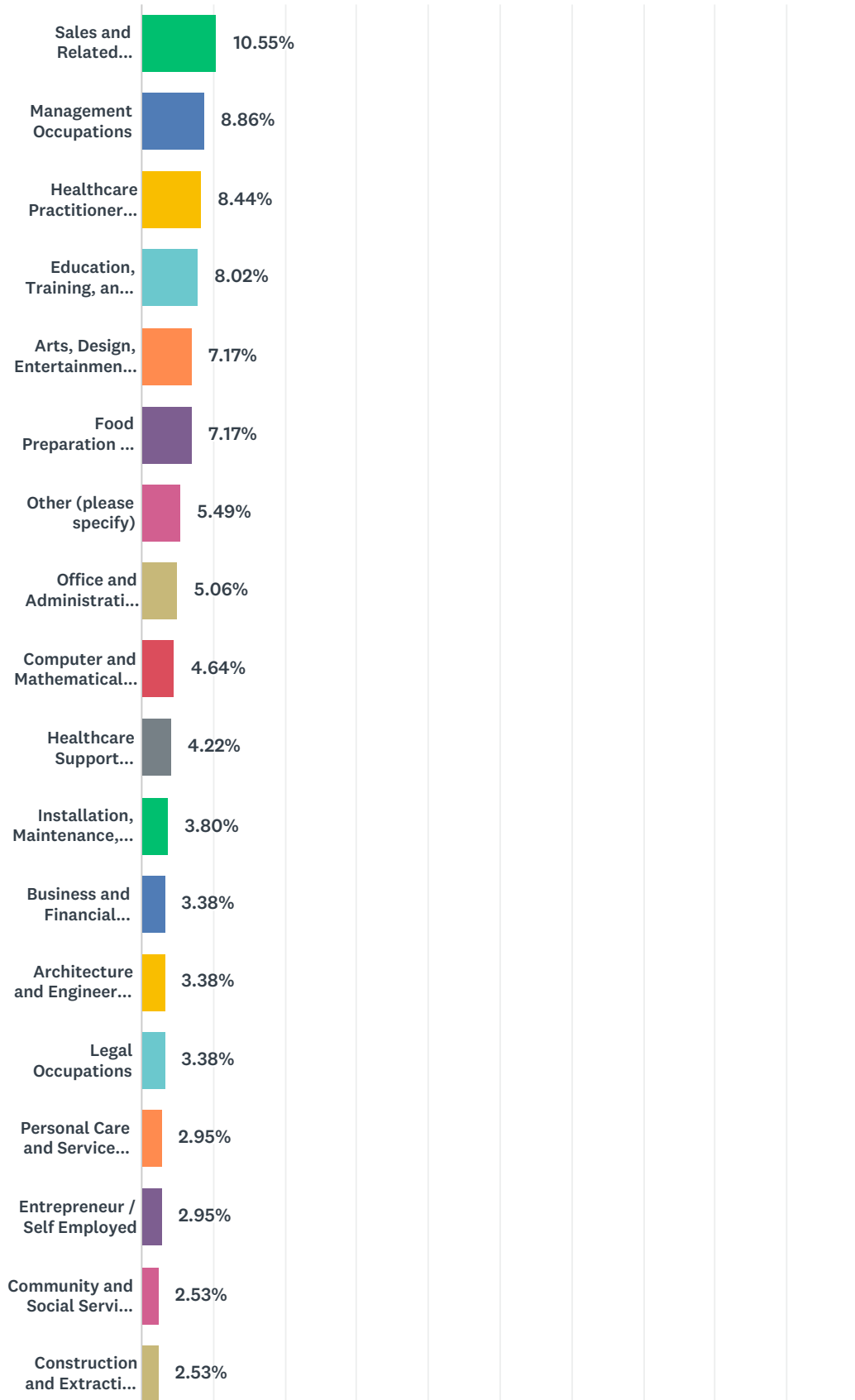
Answered: 382 Skipped: 4



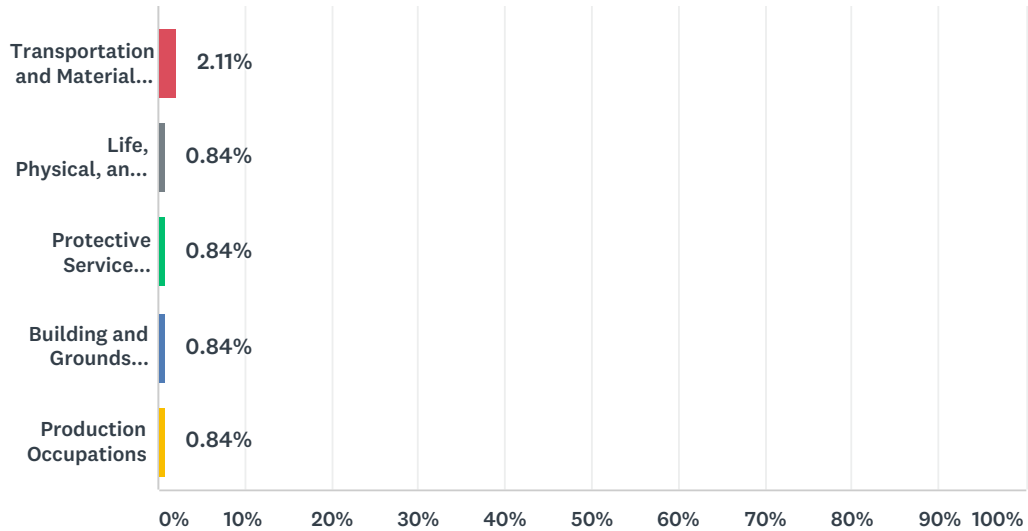
ANSWER CHOICES	RESPONSES	
Employed, working full-time	48.69%	186
Employed, working part-time	13.35%	51
Student	10.73%	41
Not employed	10.21%	39
Retired	15.18%	58
Disabled, not able to work	1.83%	7
TOTAL		382

Q9 Which of the following best describes your current occupation?

Answered: 237 Skipped: 149



Starting a Personal Growth Journey Survey



ANSWER CHOICES	RESPONSES	
Sales and Related Occupations	10.55%	25
Management Occupations	8.86%	21
Healthcare Practitioners and Technical Occupations	8.44%	20
Education, Training, and Library Occupations	8.02%	19
Arts, Design, Entertainment, Sports, and Media Occupations	7.17%	17
Food Preparation and Serving Related Occupations	7.17%	17
Other (please specify)	5.49%	13
Office and Administrative Support Occupations	5.06%	12
Computer and Mathematical Occupations	4.64%	11
Healthcare Support Occupations	4.22%	10
Installation, Maintenance, and Repair Occupations	3.80%	9
Business and Financial Operations Occupations	3.38%	8
Architecture and Engineering Occupations	3.38%	8
Legal Occupations	3.38%	8
Personal Care and Service Occupations	2.95%	7
Entrepreneur / Self Employed	2.95%	7
Community and Social Service Occupations	2.53%	6
Construction and Extraction Occupations	2.53%	6
Transportation and Materials Moving Occupations	2.11%	5
Life, Physical, and Social Science Occupations	0.84%	2
Protective Service Occupations	0.84%	2
Building and Grounds Cleaning and Maintenance Occupations	0.84%	2
Production Occupations	0.84%	2

Starting a Personal Growth Journey Survey

TOTAL		237
#	OTHER (PLEASE SPECIFY)	DATE
1	Customer service	10/2/2018 10:03 AM
2	Machining	8/12/2018 8:29 PM
3	Technical Risk Services	8/12/2018 6:45 PM
4	Retail	8/12/2018 3:17 PM
5	Retail grocery	8/12/2018 2:33 PM
6	Solar Energy	8/12/2018 1:54 PM
7	Aerospace	8/12/2018 12:38 PM
8	Animal protection	8/12/2018 11:46 AM
9	Chief Deputy Clerk	8/12/2018 10:03 AM
10	Sustainable energy	8/12/2018 6:44 AM
11	Education, entertainment, conservation manual labor	8/12/2018 6:09 AM
12	Publishing/Book Marketing	1/23/2018 12:47 PM
13	Security	1/18/2018 8:32 PM