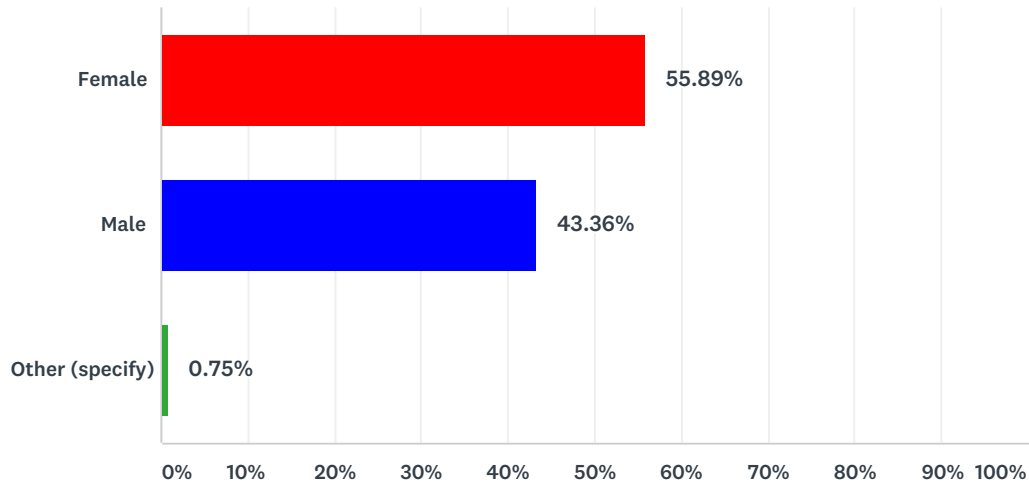


## Q2 What is your gender?

Answered: 399 Skipped: 7

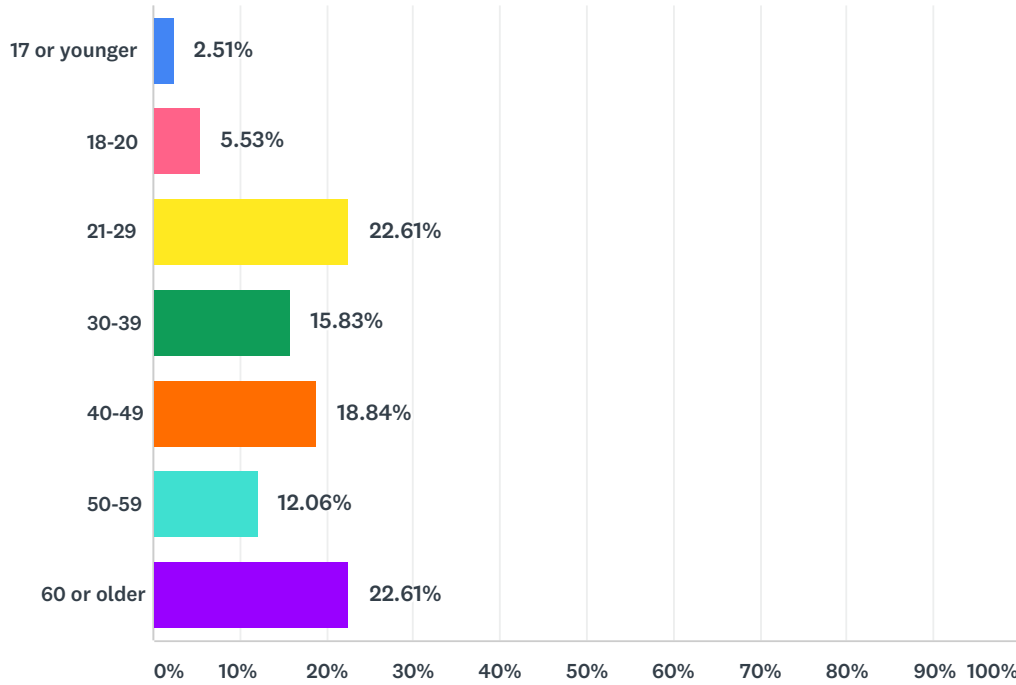


ANSWER CHOICES	RESPONSES	
Female	55.89%	223
Male	43.36%	173
Other (specify)	0.75%	3
<b>TOTAL</b>		<b>399</b>

#	OTHER (SPECIFY)	DATE
1	Neutrois	8/14/2018 1:57 PM
2	Drag Queen	8/13/2018 10:26 PM
3	Potato sexual (specifically fries :)	8/13/2018 10:24 PM

### Q3 What is your age?

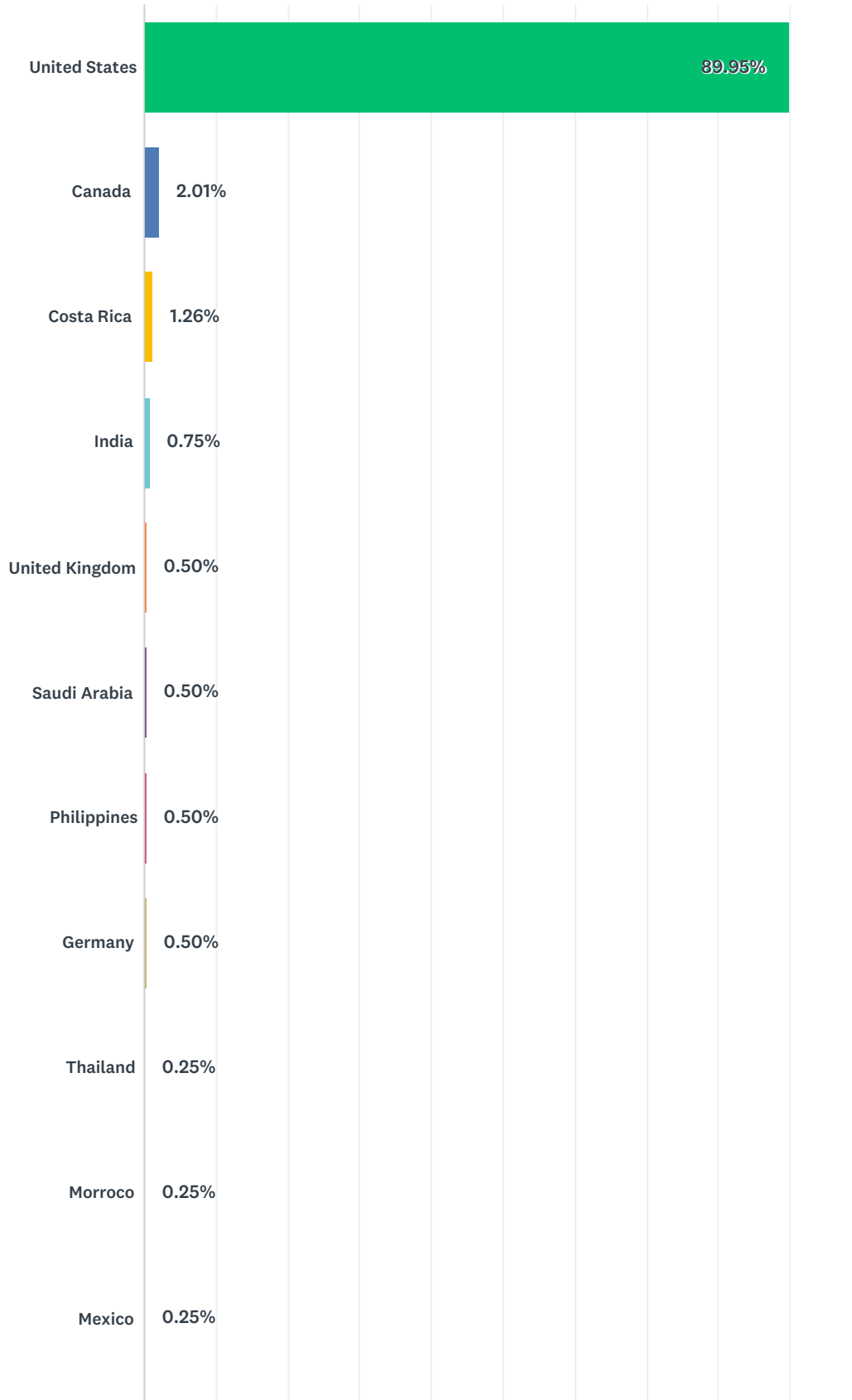
Answered: 398 Skipped: 8



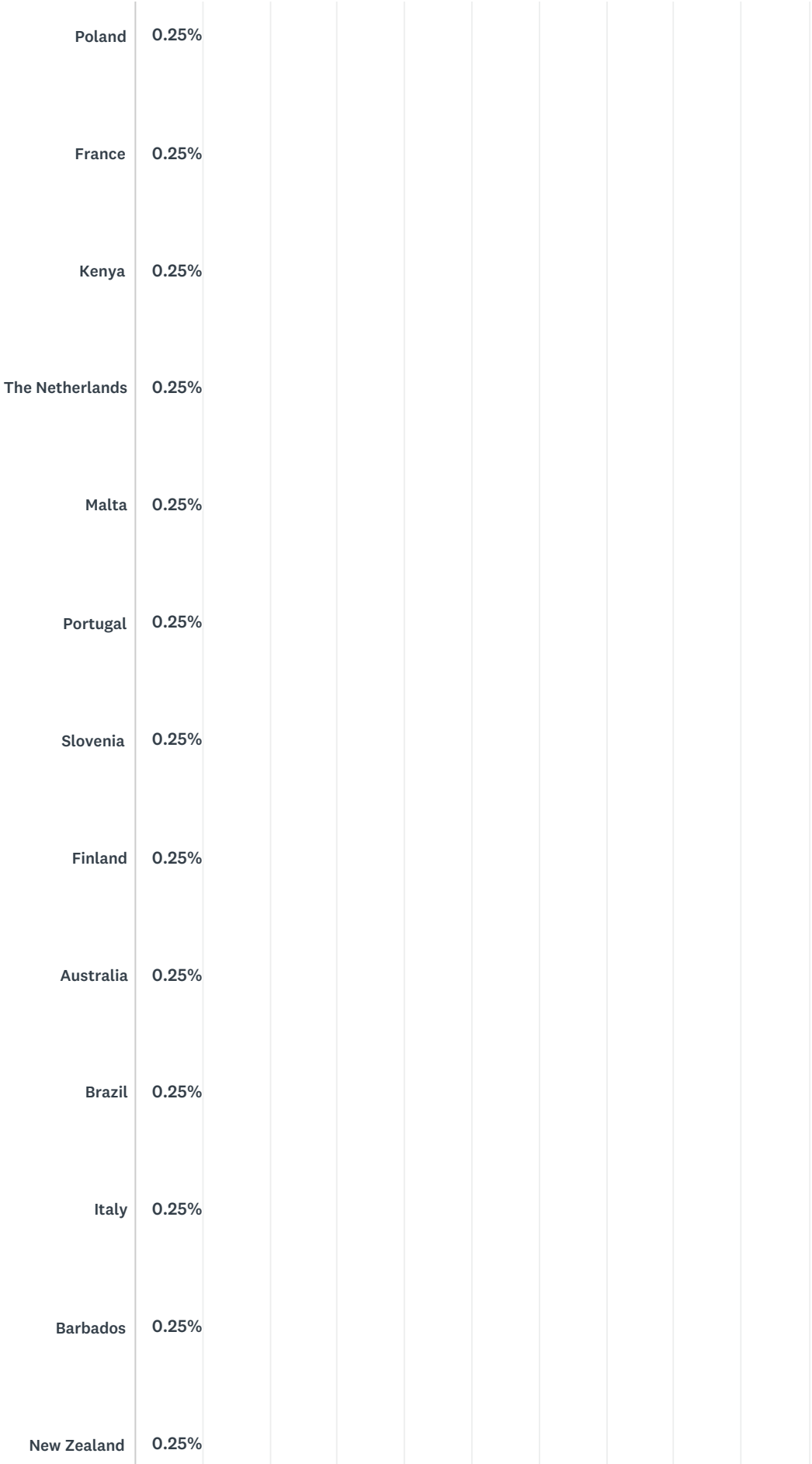
ANSWER CHOICES	RESPONSES	
17 or younger	2.51%	10
18-20	5.53%	22
21-29	22.61%	90
30-39	15.83%	63
40-49	18.84%	75
50-59	12.06%	48
60 or older	22.61%	90
<b>TOTAL</b>		<b>398</b>

## Q4 What country do you currently live in?

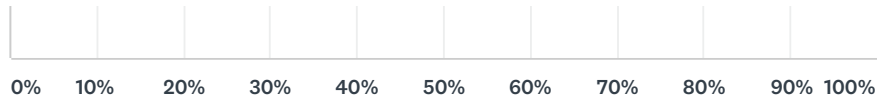
Answered: 398 Skipped: 8



Starting a Personal Growth Journey Survey



## Starting a Personal Growth Journey Survey

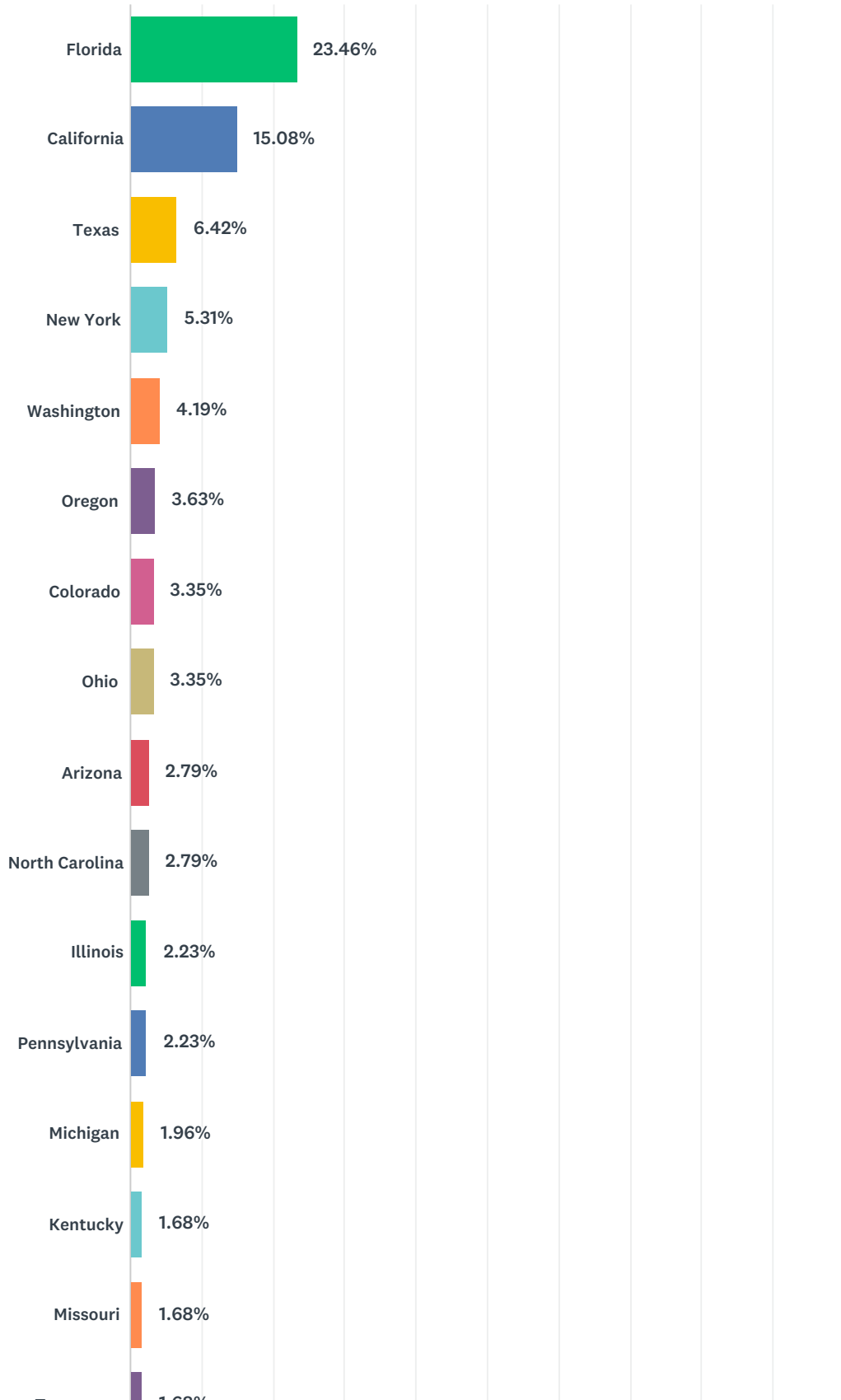


ANSWER CHOICES	RESPONSES	
United States	89.95%	358
Canada	2.01%	8
Costa Rica	1.26%	5
India	0.75%	3
United Kingdom	0.50%	2
Saudi Arabia	0.50%	2
Philippines	0.50%	2
Germany	0.50%	2
Thailand	0.25%	1
Morroco	0.25%	1
Mexico	0.25%	1
Poland	0.25%	1
France	0.25%	1
Kenya	0.25%	1
The Netherlands	0.25%	1
Malta	0.25%	1
Portugal	0.25%	1
Slovenia	0.25%	1
Finland	0.25%	1
Australia	0.25%	1
Brazil	0.25%	1
Italy	0.25%	1
Barbados	0.25%	1
New Zealand	0.25%	1
<b>TOTAL</b>		<b>398</b>

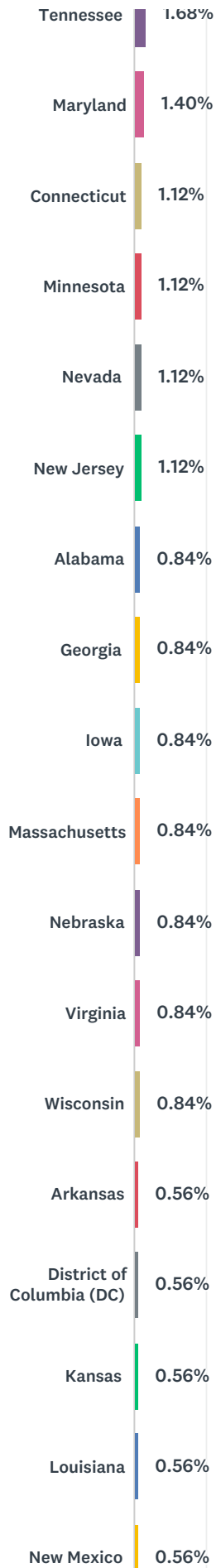
#	OTHER (PLEASE SPECIFY)	DATE
	There are no responses.	

## Q5 What state do you currently live in?


Answered: 358 Skipped: 48



# Starting a Personal Growth Journey Survey



## Starting a Personal Growth Journey Survey



ANSWER CHOICES	RESPONSES	
Florida	23.46%	84
California	15.08%	54
Texas	6.42%	23
New York	5.31%	19
Washington	4.19%	15
Oregon	3.63%	13
Colorado	3.35%	12
Ohio	3.35%	12
Arizona	2.79%	10
North Carolina	2.79%	10
Illinois	2.23%	8

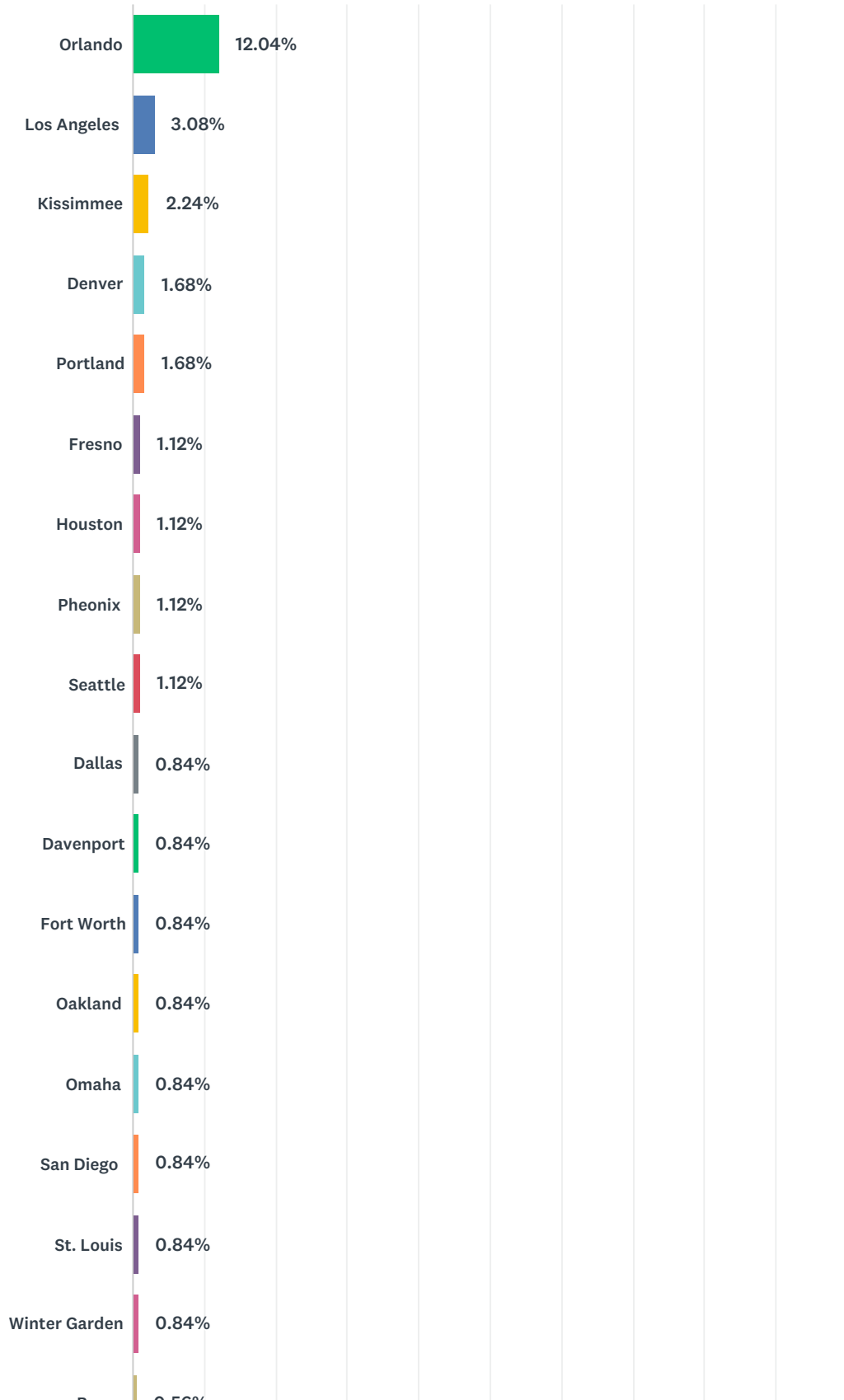


## Starting a Personal Growth Journey Survey

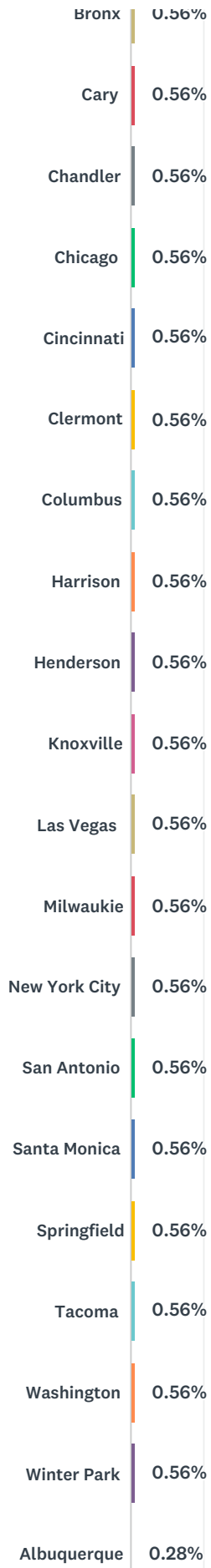
Pennsylvania	2.23%	8
Michigan	1.96%	7
Kentucky	1.68%	6
Missouri	1.68%	6
Tennessee	1.68%	6
Maryland	1.40%	5
Connecticut	1.12%	4
Minnesota	1.12%	4
Nevada	1.12%	4
New Jersey	1.12%	4
Alabama	0.84%	3
Georgia	0.84%	3
Iowa	0.84%	3
Massachusetts	0.84%	3
Nebraska	0.84%	3
Virginia	0.84%	3
Wisconsin	0.84%	3
Arkansas	0.56%	2
District of Columbia (DC)	0.56%	2
Kansas	0.56%	2
Louisiana	0.56%	2
New Mexico	0.56%	2
Oklahoma	0.56%	2
Rhode Island	0.56%	2
Utah	0.56%	2
Indiana	0.28%	1
Mississippi	0.28%	1
Montana	0.28%	1
South Carolina	0.28%	1
South Dakota	0.28%	1
Virgin Islands	0.28%	1
West Virginia	0.28%	1
<b>TOTAL</b>		<b>358</b>

## Q6 What city do you currently live in?

Answered: 357 Skipped: 49



# Starting a Personal Growth Journey Survey



# Starting a Personal Growth Journey Survey

Alliance	0.28%
Altoona	0.28%
Arlington	0.28%
Astoria	0.28%
Aurora	0.28%
Baltimore	0.28%
Bardwell	0.28%
Bay City	0.28%
Bay Shore	0.28%
Belle Fourche	0.28%
Bellflower	0.28%
Belvedere	0.28%
Benicia	0.28%
Berlin	0.28%
Biloxi	0.28%
Binghamton	0.28%
Birmingham	0.28%
Blaine	0.28%
Blanchard	0.28%

# Starting a Personal Growth Journey Survey

Bloomington	0.28%
Bonsall	0.28%
Boston	0.28%
Bozeman	0.28%
Bozrah	0.28%
Braintree	0.28%
Brooklyn	0.28%
Brooksville	0.28%
Buffalo Grove	0.28%
Burbank	0.28%
Butner	0.28%
Camp Verde	0.28%
Campbell	0.28%
Celebration	0.28%
Centerburg	0.28%
Centereach	0.28%
Charleston	0.28%
Clyde	0.28%
Coats	0.28%
Coffeyville	0.28%

# Starting a Personal Growth Journey Survey

Commack	0.28%
Concord	0.28%
Coos Bay	0.28%
Coronado	0.28%
Cottage Grove	0.28%
Covington	0.28%
Crestwood	0.28%
Cupertino	0.28%
Dayton	0.28%
Dearborn Heights	0.28%
Decatur	0.28%
Detroit	0.28%
Driftwood	0.28%
Edmonds	0.28%
Englewood	0.28%
Erie	0.28%
Eugene	0.28%
Everett	0.28%
Fairburn	0.28%

## Starting a Personal Growth Journey Survey

Fairfield	0.28%
Fayetteville	0.28%
Federal Way	0.28%
Fort Lauderdale	0.28%
Glendora	0.28%
Grand Rapids	0.28%
Grants	0.28%
Greensboro	0.28%
Hagerstown	0.28%
Haines City	0.28%
Hamilton	0.28%
Harrisburg	0.28%
Hayward	0.28%
Hendersonville	0.28%
Hinsdale	0.28%
Hoffman Estates	0.28%
Hollister	0.28%
Holly Springs	0.28%
Howard City	0.28%

# Starting a Personal Growth Journey Survey

Howards Grove	0.28%
Indianapolis	0.28%
Inkster	0.28%
Irvine	0.28%
Islip	0.28%
Jacksonville	0.28%
Kodak	0.28%
La Crescenta	0.28%
La Mesa	0.28%
Lake Charles	0.28%
Lake Oswego	0.28%
Lakewood	0.28%
Lenox	0.28%
Liberty Center	0.28%
Lima	0.28%
Lipan	0.28%
Littleton	0.28%
Lodi	0.28%
Longview	0.28%
Longwood	0.28%



# Starting a Personal Growth Journey Survey

Louisville	0.28%
Madera	0.28%
Mahopac	0.28%
Maitland	0.28%
Martinez	0.28%
Melbourne	0.28%
Menlo Park	0.28%
Mesa	0.28%
Miami	0.28%
Middleberg	0.28%
Monrovia	0.28%
Montgomery	0.28%
Mount Laurel	0.28%
Mountain View	0.28%
Murfreesboro	0.28%
Nacogdoches	0.28%
New Virginia	0.28%
Newberg	0.28%
Newman	0.28%

# Starting a Personal Growth Journey Survey

North Smithfield	0.28%
O'Fallon	0.28%
Ocala	0.28%
Ocoee	0.28%
Ogilvie	0.28%
Olympia	0.28%
Oregon City	0.28%
Paducah	0.28%
Pahrump	0.28%
Palmdale	0.28%
Parker	0.28%
Pawhuska	0.28%
Pearland	0.28%
Pembine	0.28%
Pembroke Pines	0.28%
Perry Hall	0.28%
Philadelphia	0.28%
Pine Plains	0.28%
Plano	0.28%
Poestenkill	0.28%

# Starting a Personal Growth Journey Survey

Port Orange	0.28%
Pullman	0.28%
Queens	0.28%
Redding	0.28%
Renton	0.28%
Reunion	0.28%
Richboro	0.28%
Richmond	0.28%
River Falls	0.28%
Rochester	0.28%
Rockbridge	0.28%
Rocklin	0.28%
Rosedale	0.28%
Roswell	0.28%
Roy	0.28%
Ruskin	0.28%
Sacramento	0.28%
Salem	0.28%
Salisbury	0.28%

## Starting a Personal Growth Journey Survey

San Francisco	0.28%
San Jose	0.28%
San Mateo	0.28%
Satellite Beach	0.28%
Sayre	0.28%
Shelbysville	0.28%
Sherman Oaks	0.28%
Signal Hill	0.28%
Sioux City	0.28%
Slidell	0.28%
Snohomish	0.28%
Somerset	0.28%
Sorrento	0.28%
Spartanburg	0.28%
Spicer	0.28%
Spring Hill	0.28%
St. John	0.28%
St. Joseph	0.28%
Stafford	0.28%

## Starting a Personal Growth Journey Survey

Stone Mountain	0.28%
Suisun	0.28%
Tallahassee	0.28%
Tampa	0.28%
Tavares	0.28%
Tempe	0.28%
Tipp City	0.28%
Trenton	0.28%
Union City	0.28%
Van Nuys	0.28%
Vilonia	0.28%
Virginia Beach	0.28%
Waco	0.28%
Waterford	0.28%
Waterloo	0.28%
Wendell	0.28%
West Palm Beach	0.28%
West Park	0.28%
West Valley City	0.28%
Westminister	0.28%

## Starting a Personal Growth Journey Survey



ANSWER CHOICES	RESPONSES	
Orlando	12.04%	43
Los Angeles	3.08%	11
Kissimmee	2.24%	8
Denver	1.68%	6
Portland	1.68%	6
Fresno	1.12%	4
Houston	1.12%	4
Pheonix	1.12%	4
Seattle	1.12%	4
Dallas	0.84%	3
Davenport	0.84%	3
Fort Worth	0.84%	3
Oakland	0.84%	3

## Starting a Personal Growth Journey Survey

Omaha	0.84%	3
San Diego	0.84%	3
St. Louis	0.84%	3
Winter Garden	0.84%	3
Bronx	0.56%	2
Cary	0.56%	2
Chandler	0.56%	2
Chicago	0.56%	2
Cincinnati	0.56%	2
Clermont	0.56%	2
Columbus	0.56%	2
Harrison	0.56%	2
Henderson	0.56%	2
Knoxville	0.56%	2
Las Vegas	0.56%	2
Milwaukie	0.56%	2
New York City	0.56%	2
San Antonio	0.56%	2
Santa Monica	0.56%	2
Springfield	0.56%	2
Tacoma	0.56%	2
Washington	0.56%	2
Winter Park	0.56%	2
Albuquerque	0.28%	1
Alliance	0.28%	1
Altoona	0.28%	1
Arlington	0.28%	1
Astoria	0.28%	1
Aurora	0.28%	1
Baltimore	0.28%	1
Bardwell	0.28%	1
Bay City	0.28%	1
Bay Shore	0.28%	1
Belle Fourche	0.28%	1
Bellflower	0.28%	1

## Starting a Personal Growth Journey Survey

Belvedere	0.28%	1
Benicia	0.28%	1
Berlin	0.28%	1
Biloxi	0.28%	1
Binghamton	0.28%	1
Birmingham	0.28%	1
Blaine	0.28%	1
Blanchard	0.28%	1
Bloomington	0.28%	1
Bonsall	0.28%	1
Boston	0.28%	1
Bozeman	0.28%	1
Bozrah	0.28%	1
Braintree	0.28%	1
Brooklyn	0.28%	1
Brooksville	0.28%	1
Buffalo Grove	0.28%	1
Burbank	0.28%	1
Butner	0.28%	1
Camp Verde	0.28%	1
Campbell	0.28%	1
Celebration	0.28%	1
Centerburg	0.28%	1
Centereach	0.28%	1
Charleston	0.28%	1
Clyde	0.28%	1
Coats	0.28%	1
Coffeyville	0.28%	1
Commack	0.28%	1
Concord	0.28%	1
Coos Bay	0.28%	1
Coronado	0.28%	1
Cottage Grove	0.28%	1
Covington	0.28%	1
Crestwood	0.28%	1



## Starting a Personal Growth Journey Survey

Cupertino	0.28%	1
Dayton	0.28%	1
Dearborn Heights	0.28%	1
Decatur	0.28%	1
Detroit	0.28%	1
Driftwood	0.28%	1
Edmonds	0.28%	1
Englewood	0.28%	1
Erie	0.28%	1
Eugene	0.28%	1
Everett	0.28%	1
Fairburn	0.28%	1
Fairfield	0.28%	1
Fayetteville	0.28%	1
Federal Way	0.28%	1
Fort Lauderdale	0.28%	1
Glendora	0.28%	1
Grand Rapids	0.28%	1
Grants	0.28%	1
Greensboro	0.28%	1
Hagerstown	0.28%	1
Haines City	0.28%	1
Hamilton	0.28%	1
Harrisburg	0.28%	1
Hayward	0.28%	1
Hendersonville	0.28%	1
Hinsdale	0.28%	1
Hoffman Estates	0.28%	1
Hollister	0.28%	1
Holly Springs	0.28%	1
Howard City	0.28%	1
Howards Grove	0.28%	1
Indianapolis	0.28%	1
Inkster	0.28%	1

## Starting a Personal Growth Journey Survey

Irvine	0.28%	1
Islip	0.28%	1
Jacksonville	0.28%	1
Kodak	0.28%	1
La Crescenta	0.28%	1
La Mesa	0.28%	1
Lake Charles	0.28%	1
Lake Oswego	0.28%	1
Lakewood	0.28%	1
Lenox	0.28%	1
Liberty Center	0.28%	1
Lima	0.28%	1
Lipan	0.28%	1
Littleton	0.28%	1
Lodi	0.28%	1
Longview	0.28%	1
Longwood	0.28%	1
Louisville	0.28%	1
Madera	0.28%	1
Mahopac	0.28%	1
Maitland	0.28%	1
Martinez	0.28%	1
Melbourne	0.28%	1
Menlo Park	0.28%	1
Mesa	0.28%	1
Miami	0.28%	1
Middleberg	0.28%	1
Monrovia	0.28%	1
Montgomery	0.28%	1
Mount Laurel	0.28%	1
Mountain View	0.28%	1
Murfreesboro	0.28%	1
Nacogdoches	0.28%	1
New Virginia	0.28%	1

## Starting a Personal Growth Journey Survey

Newberg	0.28%	1
Newman	0.28%	1
North Smithfield	0.28%	1
O'Fallon	0.28%	1
Ocala	0.28%	1
Ocoee	0.28%	1
Ogilvie	0.28%	1
Olympia	0.28%	1
Oregon City	0.28%	1
Paducah	0.28%	1
Pahrump	0.28%	1
Palmdale	0.28%	1
Parker	0.28%	1
Pawhuska	0.28%	1
Pearland	0.28%	1
Pembine	0.28%	1
Pembroke Pines	0.28%	1
Perry Hall	0.28%	1
Philadelphia	0.28%	1
Pine Plains	0.28%	1
Plano	0.28%	1
Poestenkill	0.28%	1
Port Orange	0.28%	1
Pullman	0.28%	1
Queens	0.28%	1
Redding	0.28%	1
Renton	0.28%	1
Reunion	0.28%	1
Richboro	0.28%	1
Richmond	0.28%	1
River Falls	0.28%	1
Rochester	0.28%	1
Rockbridge	0.28%	1
Rocklin	0.28%	1

## Starting a Personal Growth Journey Survey

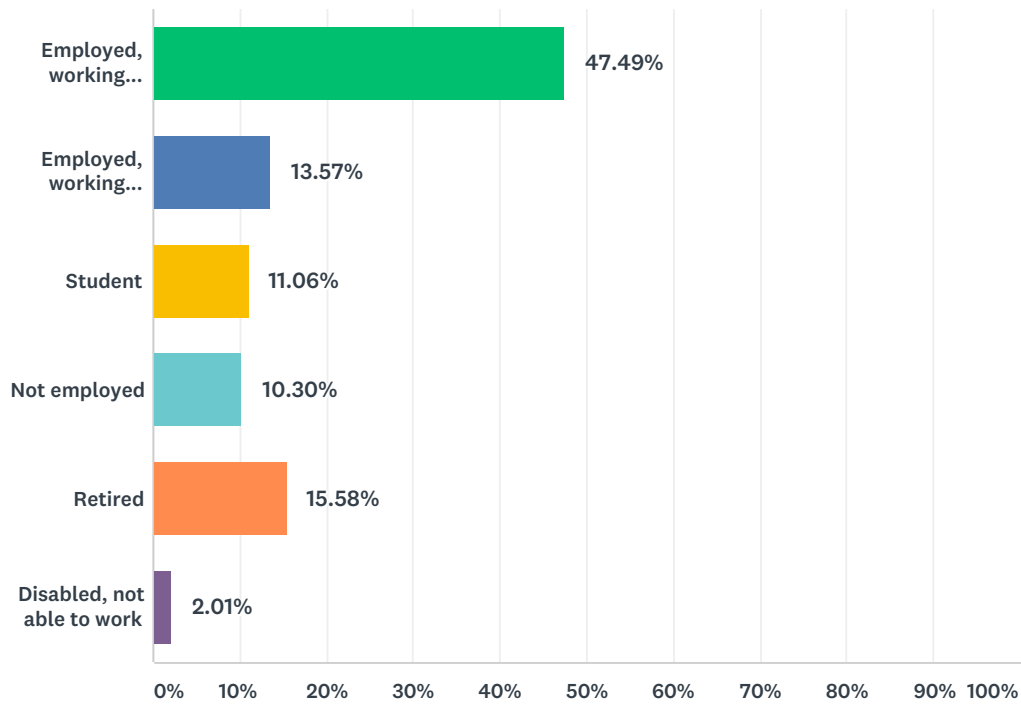
Rosedale	0.28%	1
Roswell	0.28%	1
Roy	0.28%	1
Ruskin	0.28%	1
Sacramento	0.28%	1
Salem	0.28%	1
Salisbury	0.28%	1
San Francisco	0.28%	1
San Jose	0.28%	1
San Mateo	0.28%	1
Satellite Beach	0.28%	1
Sayre	0.28%	1
Shelbysville	0.28%	1
Sherman Oaks	0.28%	1
Signal Hill	0.28%	1
Sioux City	0.28%	1
Slidell	0.28%	1
Snohomish	0.28%	1
Somerset	0.28%	1
Sorrento	0.28%	1
Spartanburg	0.28%	1
Spicer	0.28%	1
Spring Hill	0.28%	1
St. John	0.28%	1
St. Joseph	0.28%	1
Stafford	0.28%	1
Stone Mountain	0.28%	1
Suisun	0.28%	1
Tallahassee	0.28%	1
Tampa	0.28%	1
Tavares	0.28%	1
Tempe	0.28%	1
Tipp City	0.28%	1
Trenton	0.28%	1
Union City	0.28%	1

## Starting a Personal Growth Journey Survey

Van Nuys	0.28%	1
Vilonia	0.28%	1
Virginia Beach	0.28%	1
Waco	0.28%	1
Waterford	0.28%	1
Waterloo	0.28%	1
Wendell	0.28%	1
West Palm Beach	0.28%	1
West Park	0.28%	1
West Valley City	0.28%	1
Westminister	0.28%	1
White Plains	0.28%	1
Whitney Point	0.28%	1
Whittier	0.28%	1
Wilkes-Barre	0.28%	1
Williamsburg	0.28%	1
Willimantic	0.28%	1
Windermere	0.28%	1
Winnie	0.28%	1
Yadkinville	0.28%	1
York	0.28%	1
<b>TOTAL</b>		<b>357</b>

## Q7 Which of the following categories best describes your employment status?

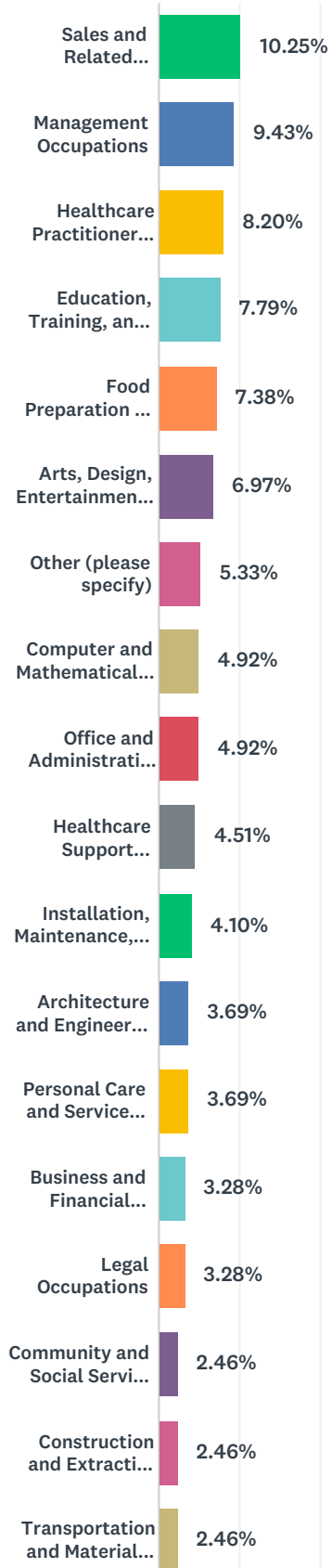
Answered: 398 Skipped: 8



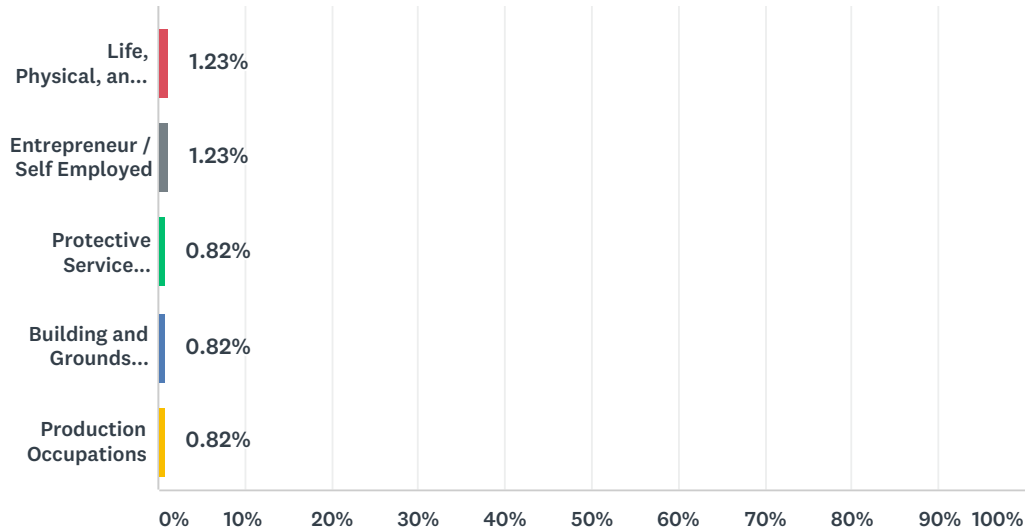
ANSWER CHOICES	RESPONSES	
Employed, working full-time	47.49%	189
Employed, working part-time	13.57%	54
Student	11.06%	44
Not employed	10.30%	41
Retired	15.58%	62
Disabled, not able to work	2.01%	8
<b>TOTAL</b>		<b>398</b>

## Q8 Which of the following best describes your current occupation?

Answered: 244 Skipped: 162



## Starting a Personal Growth Journey Survey



ANSWER CHOICES	RESPONSES	
Sales and Related Occupations	10.25%	25
Management Occupations	9.43%	23
Healthcare Practitioners and Technical Occupations	8.20%	20
Education, Training, and Library Occupations	7.79%	19
Food Preparation and Serving Related Occupations	7.38%	18
Arts, Design, Entertainment, Sports, and Media Occupations	6.97%	17
Other (please specify)	5.33%	13
Computer and Mathematical Occupations	4.92%	12
Office and Administrative Support Occupations	4.92%	12
Healthcare Support Occupations	4.51%	11
Installation, Maintenance, and Repair Occupations	4.10%	10
Architecture and Engineering Occupations	3.69%	9
Personal Care and Service Occupations	3.69%	9
Business and Financial Operations Occupations	3.28%	8
Legal Occupations	3.28%	8
Community and Social Service Occupations	2.46%	6
Construction and Extraction Occupations	2.46%	6
Transportation and Materials Moving Occupations	2.46%	6
Life, Physical, and Social Science Occupations	1.23%	3
Entrepreneur / Self Employed	1.23%	3
Protective Service Occupations	0.82%	2
Building and Grounds Cleaning and Maintenance Occupations	0.82%	2
Production Occupations	0.82%	2



## Starting a Personal Growth Journey Survey

TOTAL		244
#	OTHER (PLEASE SPECIFY)	DATE
1	Machining	8/12/2018 9:29 PM
2	Technical Risk Services	8/12/2018 7:45 PM
3	Retail	8/12/2018 4:17 PM
4	Retail grocery	8/12/2018 3:33 PM
5	Solar Energy	8/12/2018 2:54 PM
6	Aerospace	8/12/2018 1:38 PM
7	Animal protection	8/12/2018 12:46 PM
8	Chief Deputy Clerk	8/12/2018 11:03 AM
9	Sustainable energy	8/12/2018 7:44 AM
10	Education, entertainment, conservation manual labor	8/12/2018 7:09 AM
11	Customer service	1/26/2018 11:20 AM
12	Publishing/Book Marketing	1/23/2018 1:47 PM
13	Security	1/18/2018 9:32 PM