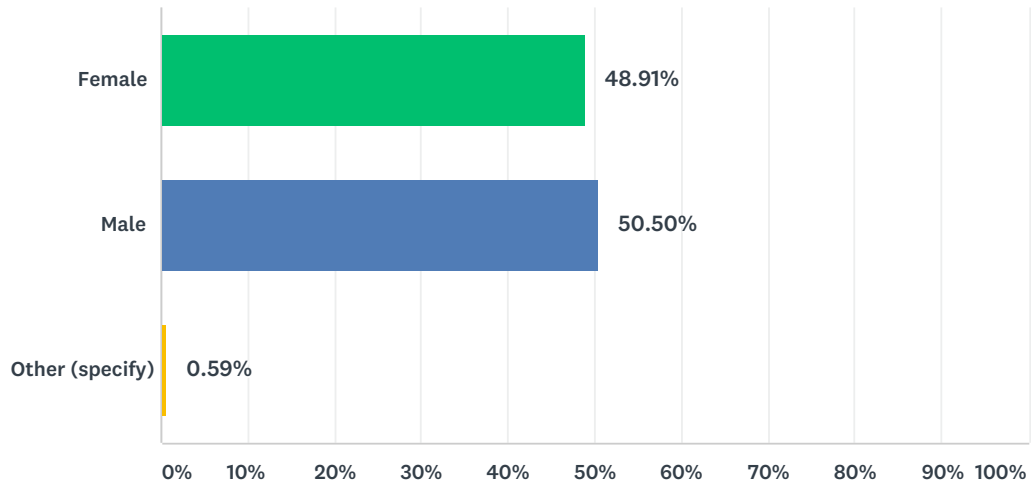


Q2 What is your gender?

Answered: 505 Skipped: 38

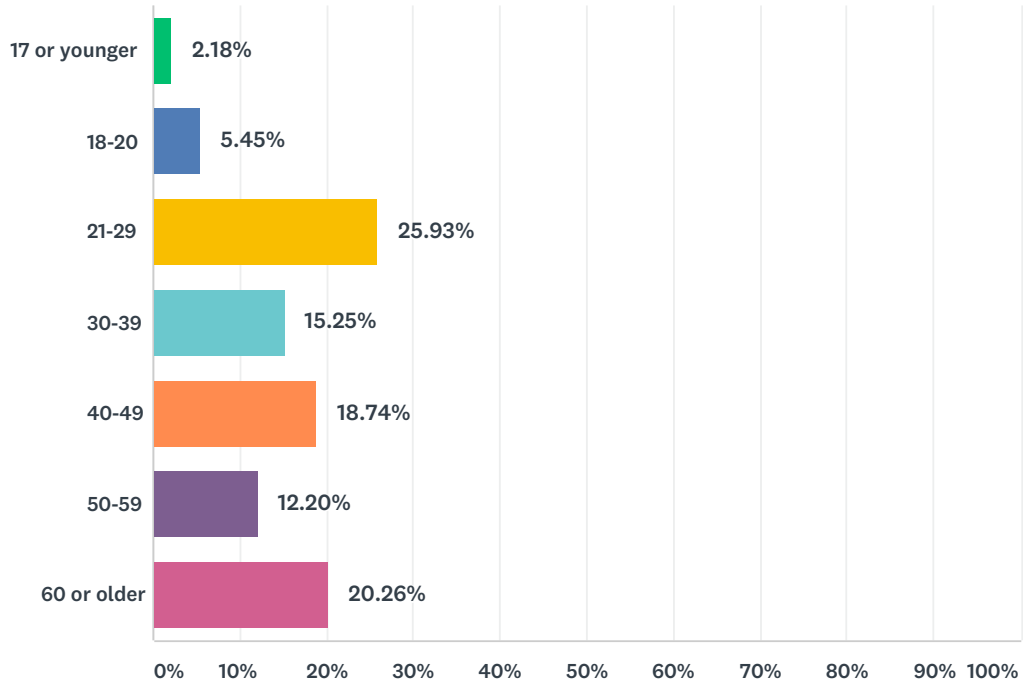


ANSWER CHOICES	RESPONSES	
Female	48.91%	247
Male	50.50%	255
Other (specify)	0.59%	3
TOTAL		505

#	OTHER (SPECIFY)	DATE
1	Neutrois	1/27/2018 6:55 PM
2	Drag Queen	1/26/2018 11:23 PM
3	Potato sexual (specifically fries :)	2/9/2018 11:11 PM

Q3 What is your age?

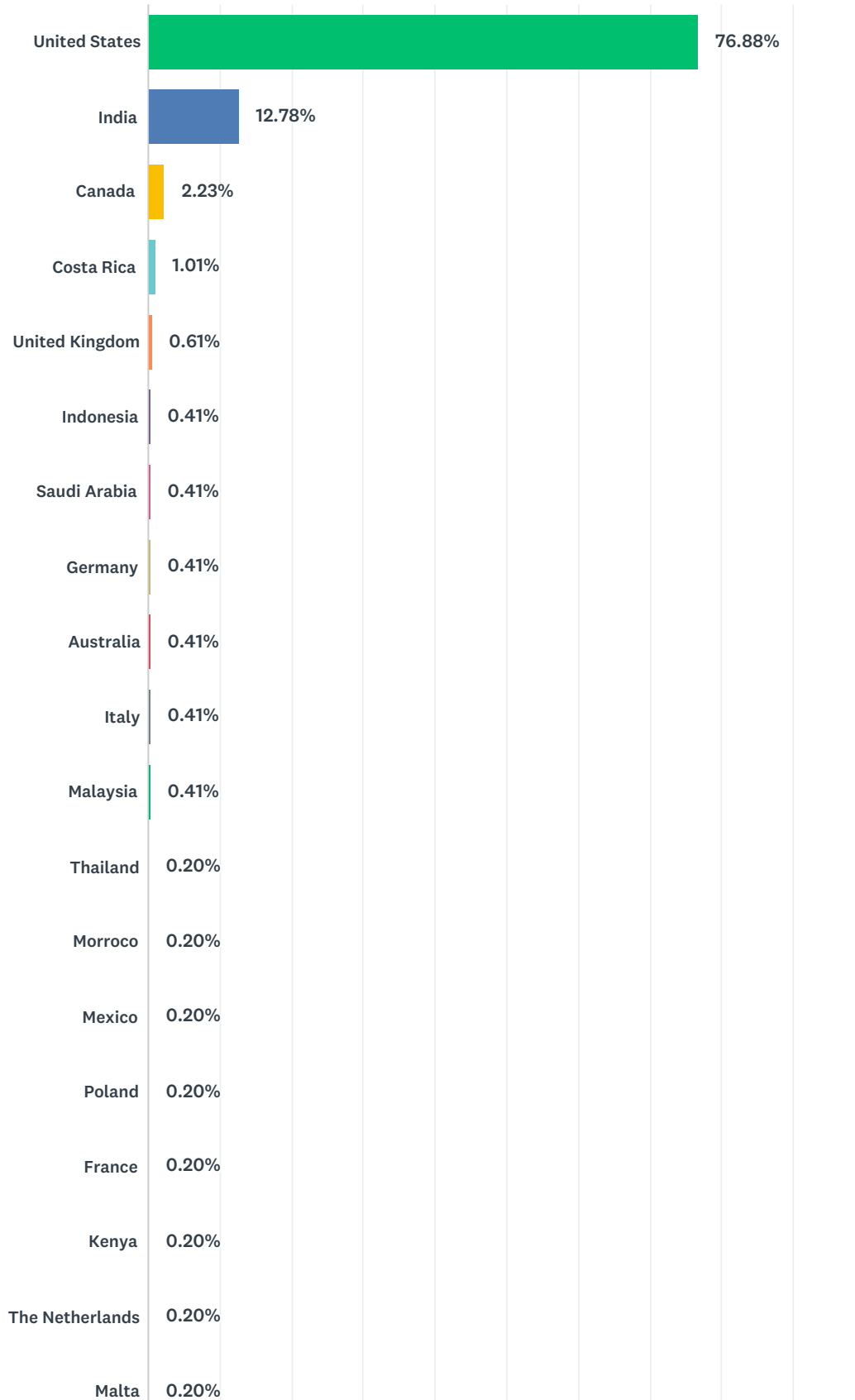
Answered: 459 Skipped: 84




ANSWER CHOICES	RESPONSES	
17 or younger	2.18%	10
18-20	5.45%	25
21-29	25.93%	119
30-39	15.25%	70
40-49	18.74%	86
50-59	12.20%	56
60 or older	20.26%	93
TOTAL		459

Q4 What country do you currently live in?

Answered: 493 Skipped: 50



Starting a Personal Growth Journey Survey



ANSWER CHOICES	RESPONSES	
United States	76.88%	379
India	12.78%	63
Canada	2.23%	11
Costa Rica	1.01%	5
United Kingdom	0.61%	3
Indonesia	0.41%	2
Saudi Arabia	0.41%	2
Germany	0.41%	2
Australia	0.41%	2

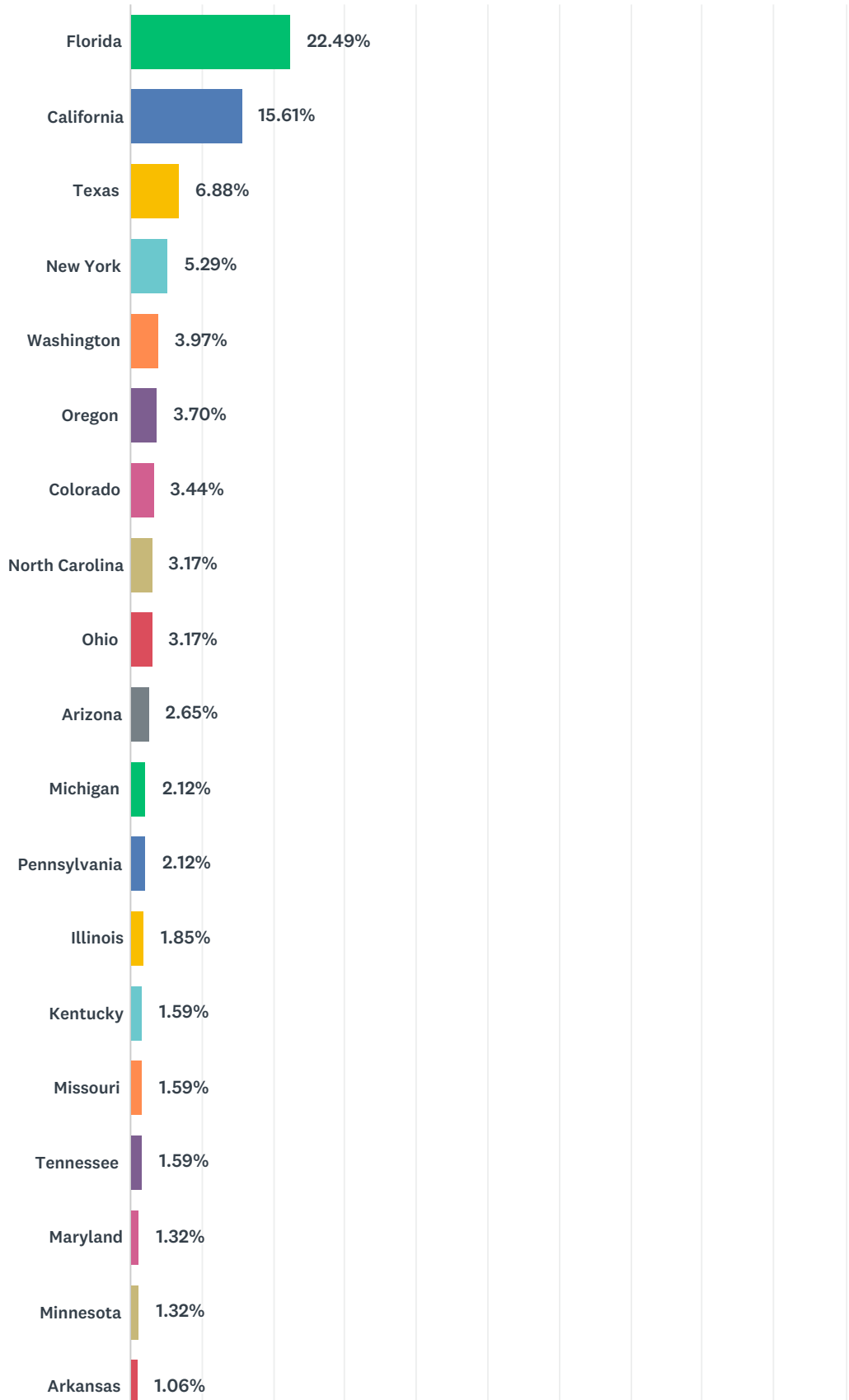
Starting a Personal Growth Journey Survey

Italy	0.41%	2
Malaysia	0.41%	2
Thailand	0.20%	1
Morocco	0.20%	1
Mexico	0.20%	1
Poland	0.20%	1
France	0.20%	1
Kenya	0.20%	1
The Netherlands	0.20%	1
Malta	0.20%	1
Philippines	0.20%	1
Portugal	0.20%	1
Slovenia	0.20%	1
Finland	0.20%	1
Brazil	0.20%	1
Bangladesh	0.20%	1
Nepal	0.20%	1
England	0.20%	1
Singapore	0.20%	1
Serbia	0.20%	1
Vietnam	0.20%	1
Barbados	0.20%	1
Other (please specify)	0.00%	0
TOTAL		493

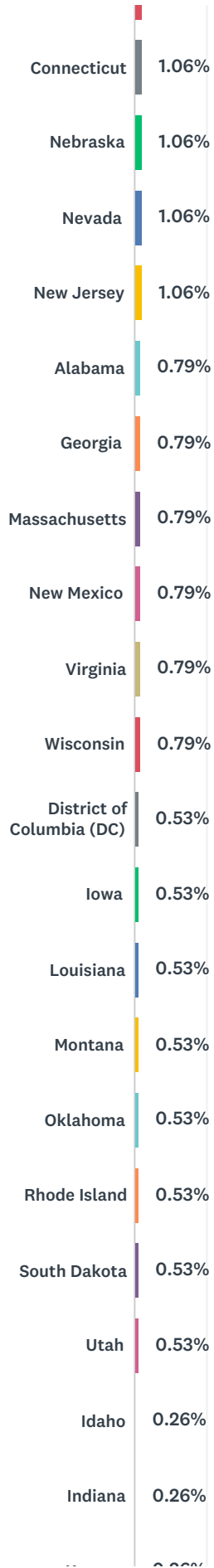
#	OTHER (PLEASE SPECIFY)	DATE
	There are no responses.	

Q5 What state do you currently live in?

Answered: 378 Skipped: 165



Starting a Personal Growth Journey Survey



Starting a Personal Growth Journey Survey



ANSWER CHOICES	RESPONSES	
Florida	22.49%	85
California	15.61%	59
Texas	6.88%	26
New York	5.29%	20
Washington	3.97%	15
Oregon	3.70%	14
Colorado	3.44%	13
North Carolina	3.17%	12
Ohio	3.17%	12
Arizona	2.65%	10
Michigan	2.12%	8

Starting a Personal Growth Journey Survey

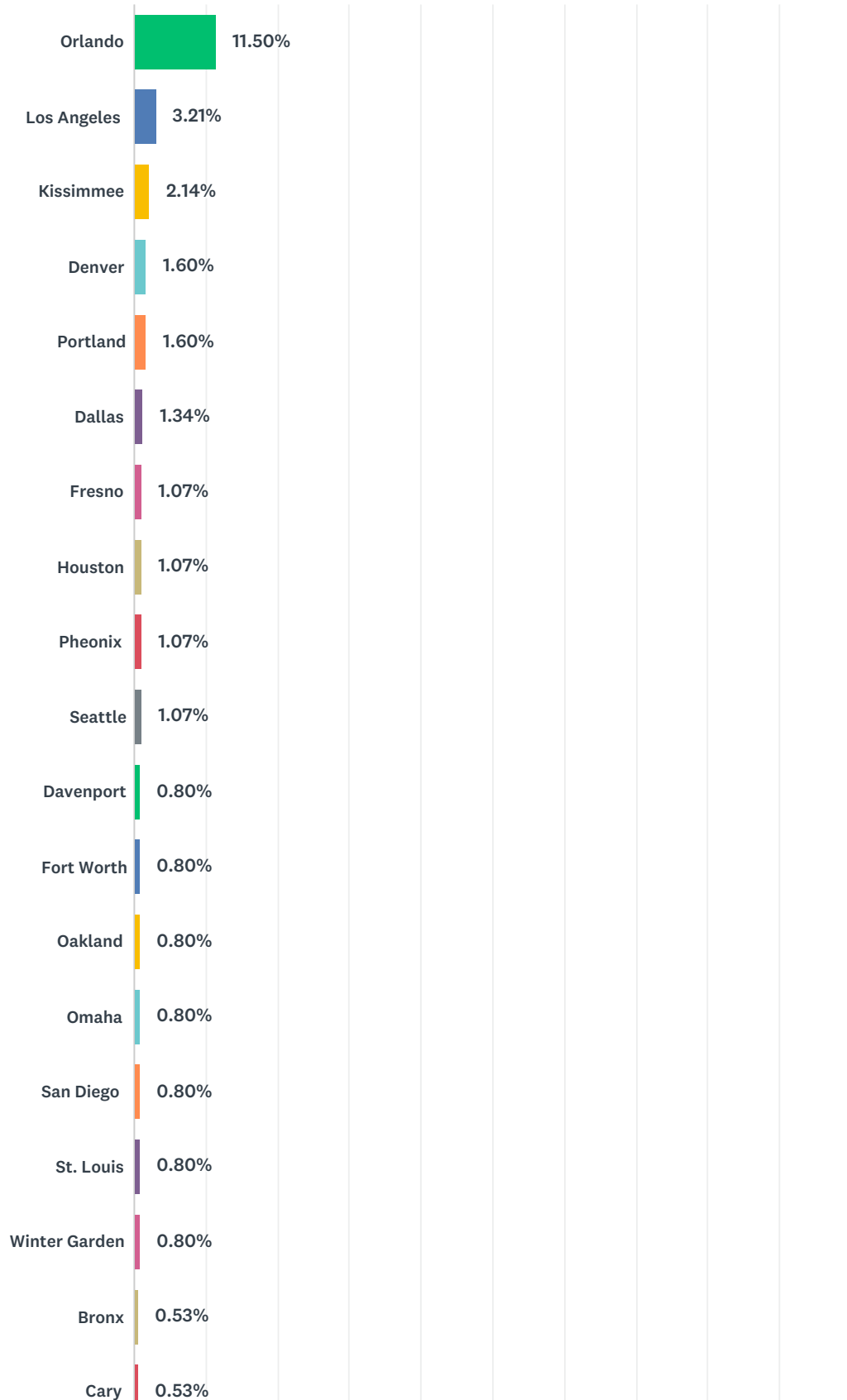
Pennsylvania	2.12%	8
Illinois	1.85%	7
Kentucky	1.59%	6
Missouri	1.59%	6
Tennessee	1.59%	6
Maryland	1.32%	5
Minnesota	1.32%	5
Arkansas	1.06%	4
Connecticut	1.06%	4
Nebraska	1.06%	4
Nevada	1.06%	4
New Jersey	1.06%	4
Alabama	0.79%	3
Georgia	0.79%	3
Massachusetts	0.79%	3
New Mexico	0.79%	3
Virginia	0.79%	3
Wisconsin	0.79%	3
District of Columbia (DC)	0.53%	2
Iowa	0.53%	2
Louisiana	0.53%	2
Montana	0.53%	2
Oklahoma	0.53%	2
Rhode Island	0.53%	2
South Dakota	0.53%	2
Utah	0.53%	2
Idaho	0.26%	1
Indiana	0.26%	1
Kansas	0.26%	1
Mississippi	0.26%	1
South Carolina	0.26%	1
Virgin Islands	0.26%	1
West Virginia	0.26%	1
Alaska	0.00%	0
Delaware	0.00%	0

Starting a Personal Growth Journey Survey

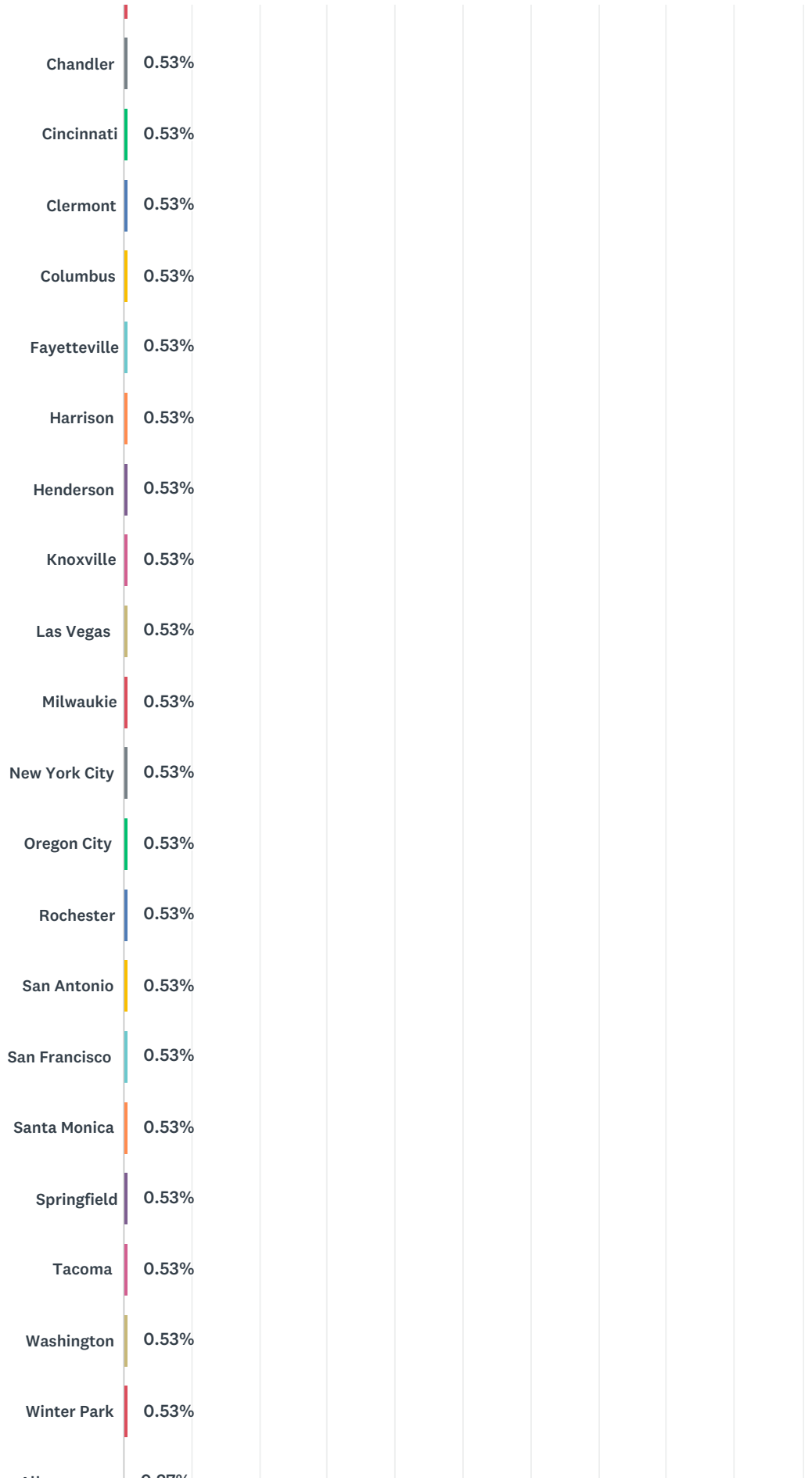
Hawaii	0.00%	0
Maine	0.00%	0
New Hampshire	0.00%	0
North Dakota	0.00%	0
Vermont	0.00%	0
Wyoming	0.00%	0
TOTAL		378

Q6 What city do you currently live in?

Answered: 374 Skipped: 169



Starting a Personal Growth Journey Survey



Starting a Personal Growth Journey Survey

Albuquerque	0.27%
Alliance	0.27%
Altoona	0.27%
Arlington	0.27%
Asheville	0.27%
Astoria	0.27%
Aurora	0.27%
Austin	0.27%
Baltimore	0.27%
Bardwell	0.27%
Bay City	0.27%
Bay Shore	0.27%
Belle Fourche	0.27%
Bellflower	0.27%
Belvedere	0.27%
Benicia	0.27%
Berlin	0.27%
Biloxi	0.27%
Binghamton	0.27%
Birmingham	0.27%
Blaine	0.27%

Starting a Personal Growth Journey Survey

Blanchard	0.27%
Bloomington	0.27%
Boise	0.27%
Bonsall	0.27%
Boston	0.27%
Bozeman	0.27%
Bozrah	0.27%
Braintree	0.27%
Brooklyn	0.27%
Brooksville	0.27%
Buffalo Grove	0.27%
Burbank	0.27%
Butner	0.27%
Camp Verde	0.27%
Campbell	0.27%
Celebration	0.27%
Centerburg	0.27%
Centereach	0.27%
Charleston	0.27%
Chicago	0.27%
Clyde	0.27%

Starting a Personal Growth Journey Survey


Coats	0.27%
Coffeyville	0.27%
Colorado Springs	0.27%
Commack	0.27%
Concord	0.27%
Conway	0.27%
Coos Bay	0.27%
Coronado	0.27%
Cottage Grove	0.27%
Covington	0.27%
Crestwood	0.27%
Culver City	0.27%
Cupertino	0.27%
Dayton	0.27%
Dearborn Heights	0.27%
Decatur	0.27%
Detroit	0.27%
Driftwood	0.27%
Edmonds	0.27%
Englewood	0.27%
Erie	0.27%

Starting a Personal Growth Journey Survey

A horizontal bar chart with 20 rows. Each row contains a city name on the left and a percentage value of 0.27% on the right. The bars are thin and light gray, extending from the city names to the right. The chart is set against a background of vertical grid lines.

Eugene	0.27%
Everett	0.27%
Fairburn	0.27%
Fairfield	0.27%
Federal Way	0.27%
Fort Lauderdale	0.27%
Glendora	0.27%
Grand Rapids	0.27%
Grants	0.27%
Greensboro	0.27%
Hagerstown	0.27%
Haines City	0.27%
Hamilton	0.27%
Harrisburg	0.27%
Hayward	0.27%
Hendersonville	0.27%
Hinsdale	0.27%
Hoffman Estates	0.27%
Hollister	0.27%
Holly Springs	0.27%
Hammond City	0.27%

Starting a Personal Growth Journey Survey



Starting a Personal Growth Journey Survey

Longwood	0.27%
Louisville	0.27%
Madera	0.27%
Mahopac	0.27%
Maitland	0.27%
Martinez	0.27%
Melbourne	0.27%
Menlo Park	0.27%
Mesa	0.27%
Miami	0.27%
Middleberg	0.27%
Minneapolis	0.27%
Monrovia	0.27%
Montgomery	0.27%
Mount Laurel	0.27%
Mountain View	0.27%
Murfreesboro	0.27%
Nacogdoches	0.27%
New Virginia	0.27%
Newberg	0.27%
Newman	0.27%

Starting a Personal Growth Journey Survey

North Smithfield	0.27%
O'Fallon	0.27%
Ocala	0.27%
Ocoee	0.27%
Ogilvie	0.27%
Olympia	0.27%
Paducah	0.27%
Pahrump	0.27%
Palmdale	0.27%
Parker	0.27%
Pawhuska	0.27%
Pearland	0.27%
Pembine	0.27%
Pembroke Pines	0.27%
Perry Hall	0.27%
Philadelphia	0.27%
Pine Plains	0.27%
Pittsburg	0.27%
Plano	0.27%
Poestenkill	0.27%
Port Orange	0.27%

Starting a Personal Growth Journey Survey

Pullman	0.27%
Queens	0.27%
Raleigh	0.27%
Redding	0.27%
Renton	0.27%
Reunion	0.27%
Richboro	0.27%
Richmond	0.27%
River Falls	0.27%
Rockbridge	0.27%
Rocklin	0.27%
Rosedale	0.27%
Roswell	0.27%
Roy	0.27%
Ruskin	0.27%
Sacramento	0.27%
Salem	0.27%
Salisbury	0.27%
San Clemente	0.27%
San Jose	0.27%
San Mateo	0.27%

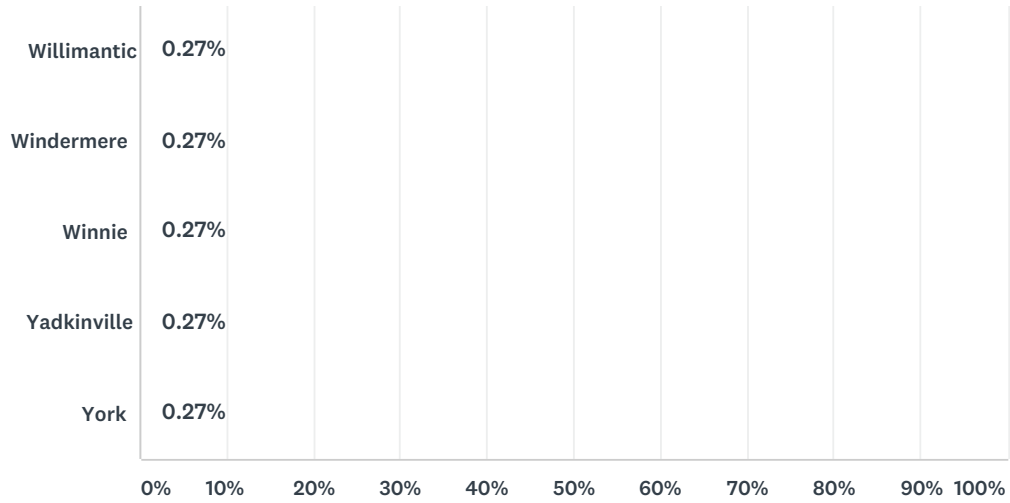
Starting a Personal Growth Journey Survey

San Mateo	0.27%								
Satellite Beach	0.27%								
Sayre	0.27%								
Shelbysville	0.27%								
Sherman Oaks	0.27%								
Signal Hill	0.27%								
Sioux City	0.27%								
Slidell	0.27%								
Snohomish	0.27%								
Somerset	0.27%								
Sorrento	0.27%								
Spartanburg	0.27%								
Spicer	0.27%								
Spring Hill	0.27%								
St. John	0.27%								
St. Joseph	0.27%								
Stafford	0.27%								
Stone Mountain	0.27%								
Suisun	0.27%								
Tallahassee	0.27%								
Tampa	0.27%								

Starting a Personal Growth Journey Survey

Taos	0.27%
Tavares	0.27%
Tempe	0.27%
Tipp City	0.27%
Trenton	0.27%
Union City	0.27%
Van Nuys	0.27%
Vilonia	0.27%
Virginia Beach	0.27%
Waco	0.27%
Waterford	0.27%
Wendell	0.27%
West Palm Beach	0.27%
West Park	0.27%
West Valley City	0.27%
Westminister	0.27%
White Plains	0.27%
Whitney Point	0.27%
Whittier	0.27%
Wilkes-Barre	0.27%
Williamsburg	0.27%

Starting a Personal Growth Journey Survey



ANSWER CHOICES	RESPONSES	
Orlando	11.50%	43
Los Angeles	3.21%	12
Kissimmee	2.14%	8
Denver	1.60%	6
Portland	1.60%	6
Dallas	1.34%	5
Fresno	1.07%	4
Houston	1.07%	4
Pheonix	1.07%	4
Seattle	1.07%	4
Davenport	0.80%	3
Fort Worth	0.80%	3
Oakland	0.80%	3
Omaha	0.80%	3
San Diego	0.80%	3
St. Louis	0.80%	3
Winter Garden	0.80%	3
Bronx	0.53%	2
Cary	0.53%	2
Chandler	0.53%	2
Cincinnati	0.53%	2
Clermont	0.53%	2
Columbus	0.53%	2
Fayetteville	0.53%	2

Starting a Personal Growth Journey Survey

Harrison	0.53%	2
Henderson	0.53%	2
Knoxville	0.53%	2
Las Vegas	0.53%	2
Milwaukie	0.53%	2
New York City	0.53%	2
Oregon City	0.53%	2
Rochester	0.53%	2
San Antonio	0.53%	2
San Francisco	0.53%	2
Santa Monica	0.53%	2
Springfield	0.53%	2
Tacoma	0.53%	2
Washington	0.53%	2
Winter Park	0.53%	2
Albuquerque	0.27%	1
Alliance	0.27%	1
Altoona	0.27%	1
Arlington	0.27%	1
Asheville	0.27%	1
Astoria	0.27%	1
Aurora	0.27%	1
Austin	0.27%	1
Baltimore	0.27%	1
Bardwell	0.27%	1
Bay City	0.27%	1
Bay Shore	0.27%	1
Belle Fourche	0.27%	1
Bellflower	0.27%	1
Belvedere	0.27%	1
Benicia	0.27%	1
Berlin	0.27%	1
Biloxi	0.27%	1
Binghamton	0.27%	1
Birmingham	0.27%	1

Starting a Personal Growth Journey Survey

Blaine	0.27%	1
Blanchard	0.27%	1
Bloomington	0.27%	1
Boise	0.27%	1
Bonsall	0.27%	1
Boston	0.27%	1
Bozeman	0.27%	1
Bozrah	0.27%	1
Braintree	0.27%	1
Brooklyn	0.27%	1
Brooksville	0.27%	1
Buffalo Grove	0.27%	1
Burbank	0.27%	1
Butner	0.27%	1
Camp Verde	0.27%	1
Campbell	0.27%	1
Celebration	0.27%	1
Centerburg	0.27%	1
Centereach	0.27%	1
Charleston	0.27%	1
Chicago	0.27%	1
Clyde	0.27%	1
Coats	0.27%	1
Coffeyville	0.27%	1
Colorado Springs	0.27%	1
Commack	0.27%	1
Concord	0.27%	1
Conway	0.27%	1
Coos Bay	0.27%	1
Coronado	0.27%	1
Cottage Grove	0.27%	1
Covington	0.27%	1
Crestwood	0.27%	1
Culver City	0.27%	1
Cupertino	0.27%	1

Starting a Personal Growth Journey Survey

Dayton	0.27%	1
Dearborn Heights	0.27%	1
Decatur	0.27%	1
Detroit	0.27%	1
Driftwood	0.27%	1
Edmonds	0.27%	1
Englewood	0.27%	1
Erie	0.27%	1
Eugene	0.27%	1
Everett	0.27%	1
Fairburn	0.27%	1
Fairfield	0.27%	1
Federal Way	0.27%	1
Fort Lauderdale	0.27%	1
Glendora	0.27%	1
Grand Rapids	0.27%	1
Grants	0.27%	1
Greensboro	0.27%	1
Hagerstown	0.27%	1
Haines City	0.27%	1
Hamilton	0.27%	1
Harrisburg	0.27%	1
Hayward	0.27%	1
Hendersonville	0.27%	1
Hinsdale	0.27%	1
Hoffman Estates	0.27%	1
Hollister	0.27%	1
Holly Springs	0.27%	1
Howard City	0.27%	1
Howards Grove	0.27%	1
Indianapolis	0.27%	1
Inkster	0.27%	1
Irvine	0.27%	1
Islip	0.27%	1
Jacksonville	0.27%	1

Starting a Personal Growth Journey Survey

Kodak	0.27%	1
La Crescenta	0.27%	1
La Mesa	0.27%	1
Lake Charles	0.27%	1
Lake Oswego	0.27%	1
Lakewood	0.27%	1
Lenox	0.27%	1
Liberty Center	0.27%	1
Lima	0.27%	1
Lincoln	0.27%	1
Lipan	0.27%	1
Littleton	0.27%	1
Lodi	0.27%	1
Longview	0.27%	1
Longwood	0.27%	1
Louisville	0.27%	1
Madera	0.27%	1
Mahopac	0.27%	1
Maitland	0.27%	1
Martinez	0.27%	1
Melbourne	0.27%	1
Menlo Park	0.27%	1
Mesa	0.27%	1
Miami	0.27%	1
Middleberg	0.27%	1
Minneapolis	0.27%	1
Monrovia	0.27%	1
Montgomery	0.27%	1
Mount Laurel	0.27%	1
Mountain View	0.27%	1
Murfreesboro	0.27%	1
Nacogdoches	0.27%	1
New Virginia	0.27%	1
Newberg	0.27%	1

Starting a Personal Growth Journey Survey

Newman	0.27%	1
North Smithfield	0.27%	1
O'Fallon	0.27%	1
Ocala	0.27%	1
Ocoee	0.27%	1
Ogilvie	0.27%	1
Olympia	0.27%	1
Paducah	0.27%	1
Pahrump	0.27%	1
Palmdale	0.27%	1
Parker	0.27%	1
Pawhuska	0.27%	1
Pearland	0.27%	1
Pembine	0.27%	1
Pembroke Pines	0.27%	1
Perry Hall	0.27%	1
Philadelphia	0.27%	1
Pine Plains	0.27%	1
Pittsburg	0.27%	1
Plano	0.27%	1
Poestenkill	0.27%	1
Port Orange	0.27%	1
Pullman	0.27%	1
Queens	0.27%	1
Raleigh	0.27%	1
Redding	0.27%	1
Renton	0.27%	1
Reunion	0.27%	1
Richboro	0.27%	1
Richmond	0.27%	1
River Falls	0.27%	1
Rockbridge	0.27%	1
Rocklin	0.27%	1
Rosedale	0.27%	1

Starting a Personal Growth Journey Survey

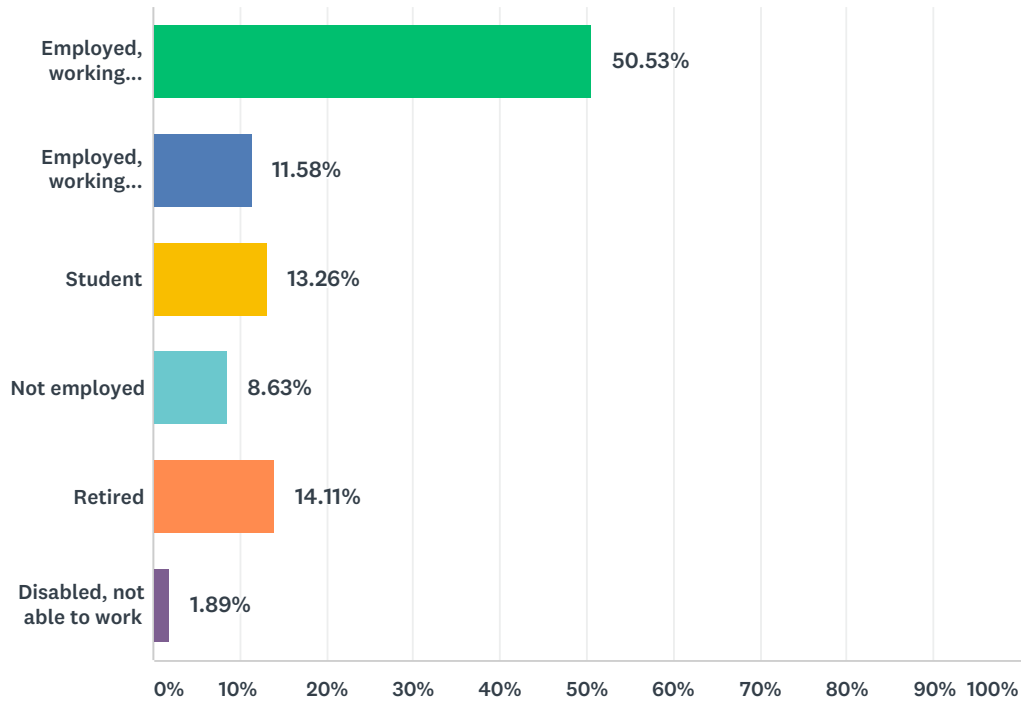
Roswell	0.27%	1
Roy	0.27%	1
Ruskin	0.27%	1
Sacramento	0.27%	1
Salem	0.27%	1
Salisbury	0.27%	1
San Clemente	0.27%	1
San Jose	0.27%	1
San Mateo	0.27%	1
Satellite Beach	0.27%	1
Sayre	0.27%	1
Shelbysville	0.27%	1
Sherman Oaks	0.27%	1
Signal Hill	0.27%	1
Sioux City	0.27%	1
Slidell	0.27%	1
Snohomish	0.27%	1
Somerset	0.27%	1
Sorrento	0.27%	1
Spartanburg	0.27%	1
Spicer	0.27%	1
Spring Hill	0.27%	1
St. John	0.27%	1
St. Joseph	0.27%	1
Stafford	0.27%	1
Stone Mountain	0.27%	1
Suisun	0.27%	1
Tallahassee	0.27%	1
Tampa	0.27%	1
Taos	0.27%	1
Tavares	0.27%	1
Tempe	0.27%	1
Tipp City	0.27%	1
Trenton	0.27%	1

Starting a Personal Growth Journey Survey

Union City	0.27%	1
Van Nuys	0.27%	1
Vilonia	0.27%	1
Virginia Beach	0.27%	1
Waco	0.27%	1
Waterford	0.27%	1
Wendell	0.27%	1
West Palm Beach	0.27%	1
West Park	0.27%	1
West Valley City	0.27%	1
Westminister	0.27%	1
White Plains	0.27%	1
Whitney Point	0.27%	1
Whittier	0.27%	1
Wilkes-Barre	0.27%	1
Williamsburg	0.27%	1
Willimantic	0.27%	1
Windermere	0.27%	1
Winnie	0.27%	1
Yadkinville	0.27%	1
York	0.27%	1
TOTAL		374

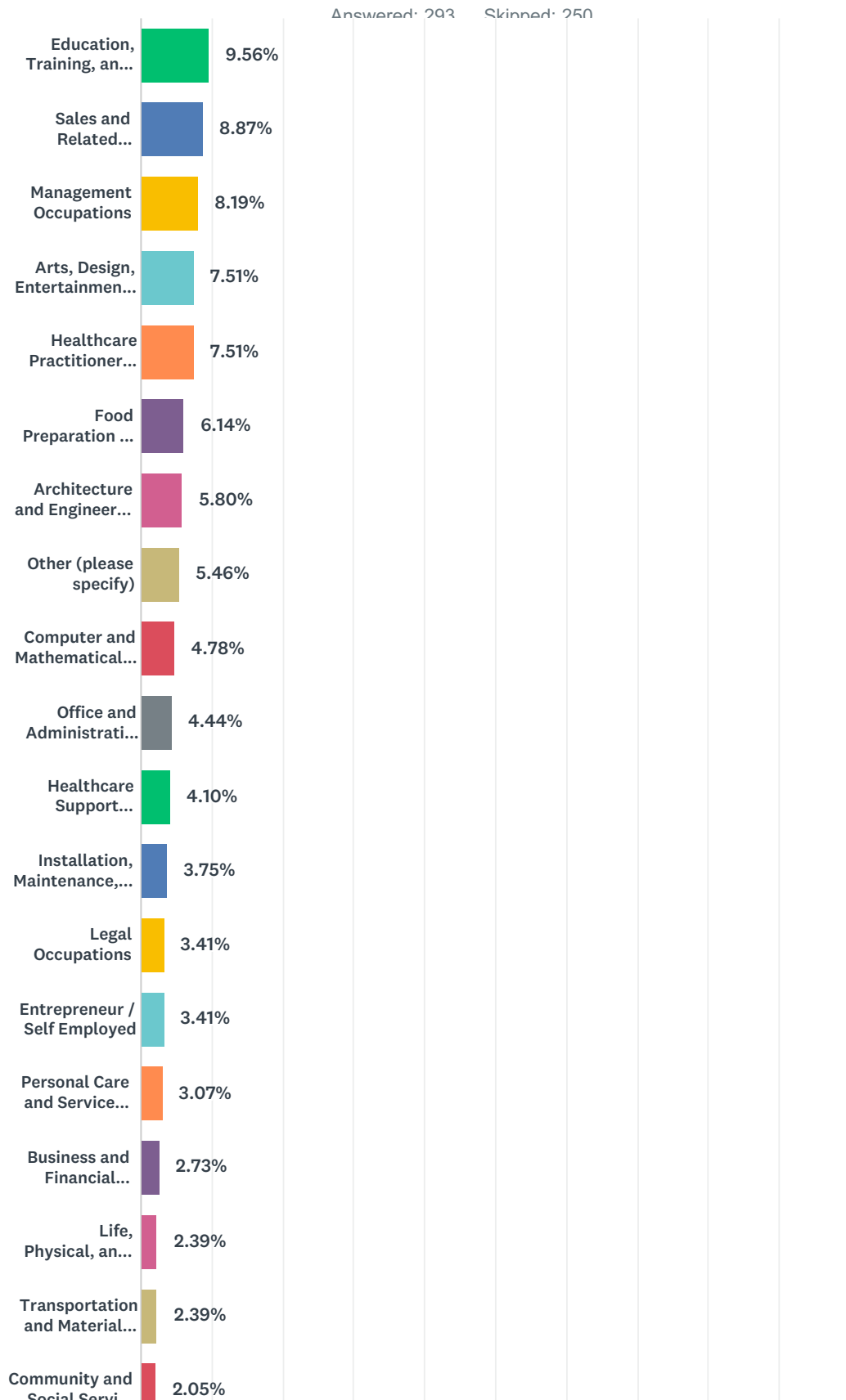
Q7 Which of the following categories best describes your employment status?

Answered: 475 Skipped: 68

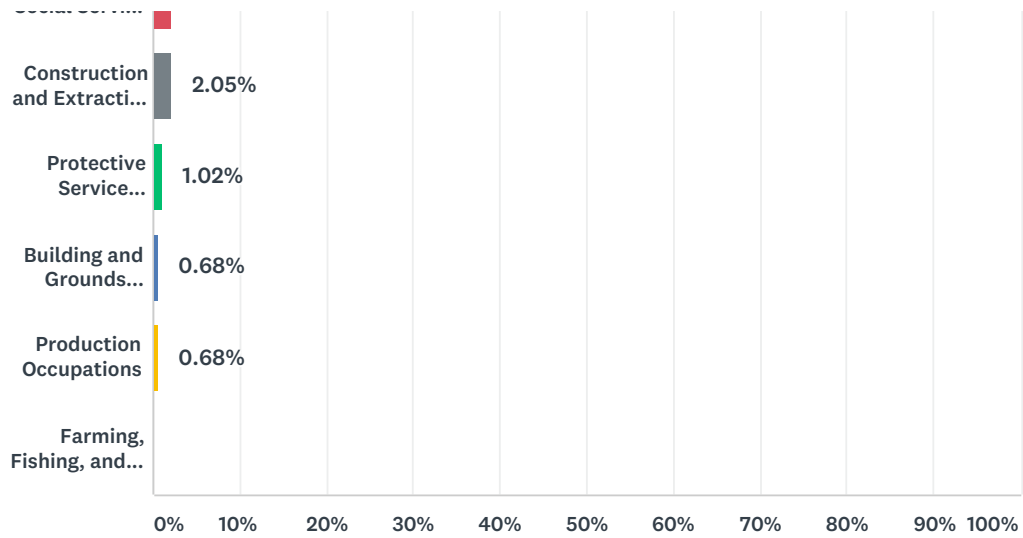


ANSWER CHOICES	RESPONSES	
Employed, working full-time	50.53%	240
Employed, working part-time	11.58%	55
Student	13.26%	63
Not employed	8.63%	41
Retired	14.11%	67
Disabled, not able to work	1.89%	9
TOTAL		475

Q8 Which of the following best describes your current occupation?



Starting a Personal Growth Journey Survey



ANSWER CHOICES	RESPONSES	
Education, Training, and Library Occupations	9.56%	28
Sales and Related Occupations	8.87%	26
Management Occupations	8.19%	24
Arts, Design, Entertainment, Sports, and Media Occupations	7.51%	22
Healthcare Practitioners and Technical Occupations	7.51%	22
Food Preparation and Serving Related Occupations	6.14%	18
Architecture and Engineering Occupations	5.80%	17
Other (please specify)	5.46%	16
Computer and Mathematical Occupations	4.78%	14
Office and Administrative Support Occupations	4.44%	13
Healthcare Support Occupations	4.10%	12
Installation, Maintenance, and Repair Occupations	3.75%	11
Legal Occupations	3.41%	10
Entrepreneur / Self Employed	3.41%	10
Personal Care and Service Occupations	3.07%	9
Business and Financial Operations Occupations	2.73%	8
Life, Physical, and Social Science Occupations	2.39%	7
Transportation and Materials Moving Occupations	2.39%	7
Community and Social Service Occupations	2.05%	6
Construction and Extraction Occupations	2.05%	6
Protective Service Occupations	1.02%	3
Building and Grounds Cleaning and Maintenance Occupations	0.68%	2
Production Occupations	0.68%	2

Starting a Personal Growth Journey Survey

Farming, Fishing, and Forestry Occupations	0.00%	0
TOTAL		293

#	OTHER (PLEASE SPECIFY)	DATE
1	Blogger	1/19/2018
2	Blogger	1/19/2018
3	Blogger	12/18/2016
4	Machining	2/9/2018 7:44 PM
5	Technical Risk Services	2/9/2018 9:40 AM
6	Retail	2/8/2018 12:34 PM
7	Retail grocery	2/8/2018 11:41 PM
8	Solar Energy	2/8/2018 9:36 PM
9	Aerospace	2/8/2018 9:08 PM
10	Animal protection	2/8/2018 8:24 PM
11	Chief Deputy Clerk	2/8/2018 7:45 AM
12	Sustainable energy	2/8/2018 7:03 AM
13	Education, entertainment, conservation manual labor	2/8/2018 6:57 AM
14	Customer service	1/26/2018 11:20 AM
15	Publishing/Book Marketing	1/23/2018 1:47 PM
16	Security	1/18/2018 9:32 PM